

COUNCIL PERFORMANCE
REPORT

2010/2011

Introduction

1.This report sets out in detail the progress against the Council's key performance indicators and planned actions, for 2010/2011.

2. It has been prepared to supplement 2010/11 Council Performance Report that will be considered by the Overview and Scrutiny Board on 28th **June 2011**, and should be read alongside this report.

3.The report is structured as follows:

1	Progress against the National Indicator Set
2	Progress against the Council's planned improvement actions

Key for National Indicator Set section

Trend in performance		Performance against target	
▲	Performance has improved from previous measurement.	<input checked="" type="checkbox"/>	The 2010/2011 target has been met.
▼	Performance has deteriorated from previous measurement.	<input checked="" type="checkbox"/>	The 2010/2011 target has not been met.
◀▶	Performance is unchanged from previous measurement.	?	Progress against target is not yet known, as the relevant data has not yet been published.
N/A	No trend information is available.	N/A	No 2010/2011 target was set for this indicator.

Key for planned improvement actions section

<input checked="" type="checkbox"/>	The action has been completed by the deadline
<input checked="" type="checkbox"/>	The action is not on target to be completed by the deadline.

Creating stronger communities

LAA	Ref	Description	Past performance		Current performance		Trend	On target	Comparison(s)	Next target
			Baseline	Last	Actual	Target				
<input checked="" type="checkbox"/>	NI 001	People who believe people from different backgrounds get on well together in their local area (Place Survey)	74% (06/07)	74% (06/07)	71.2% (08/09)	None set	▼	N/A	Bottom quartile (08/09)	Survey Deleted
	NI 002	People who feel that they belong to their neighbourhood (Place Survey)	First measurement was 08/09		61.7% (08/09)	None set	N/A	N/A	Top quartile (08/09)	Survey Deleted
	NI 003	People participating in civic activities in the last 12 months (Place Survey)	First measurement was 08/09		13.5% (08/09)	None set	N/A	N/A	Lower median quartile (08/09)	Survey Deleted
<input checked="" type="checkbox"/>	NI 004	People who feel they can influence decisions in their locality (Place Survey)	33% (06/07)	33% (06/07)	34.9% (08/09)	None set	▲	N/A	Top quartile (08/09)	Survey Deleted
	NI 005	People satisfied with the local area overall (Place Survey)	64% (06/07)	64% (06/07)	73.8% (08/09)	None set	▲	N/A	Lower median quartile (08/09)	Survey Deleted
<input checked="" type="checkbox"/>	NI 006	People participating in regular formal volunteering (Place Survey)	First measurement was 08/09		16.5% (08/09)	None set	N/A	N/A	Bottom quartile (08/09)	Survey Deleted
<input checked="" type="checkbox"/>	NI 007	Third sector organisations rating positively local statutory agencies' influence on their success (Cabinet Office survey)	First measurement was 08/09		17.7% (08/09)	None set	N/A	N/A	Upper median quartile (08/09)	TBC
	NI 009	Adults using public libraries (Active People Survey)	49.8% (08/09)	49.8% (08/09)	44.5% (09/10)	52.9% (09/10)	▼	☒	Upper median quartile (08/09)	N/A
	NI 010	Adults visiting museums and galleries at least once in last 12months (Active People Survey)	50.8% (08/09)	50.8% (08/09)	54.0% (09/10)	53.9% (09/10)	▲	☑	Lower median quartile (08/09)	Deleted
<input checked="" type="checkbox"/>	NI 011	Adults engaging in arts three times in last 12 months (Active People Survey)	35.3% (08/09)	35.3% (08/09)	38.0% (09/10)	38.1% (09/10)	▲	☒	Bottom quartile (08/09)	N/A
	NI 013	Migrants' English language skills and knowledge	32% (07/08)	32% (07/08)	78% (08/09)	78% (08/09)	▲	☑	None available	Deleted
	NI 023	People who agree that people in the area do not treat one another with respect and consideration (Place Survey)	57% (06/07)	57% (06/07)	39.3% (08/09)	None set	▲	N/A	Bottom quartile (08/09)	Deleted

LAA	Ref	Description	Past performance		Current performance		Trend	On target	Comparison(s)	Next target
			Baseline	Last	Actual	Target				
	NI 035	Building resilience to violent extremism (score from 1-5)	2.5 (08/09)	2.5 (08/09)	3.2 (09/10)	3.0 (09/10)	▲	<input checked="" type="checkbox"/>	National Average: 2.3 (08/09)	Deleted Nov 2010
	NI 036	Protection against terrorist attack (score from 1-5)	Not previously measured		N/A	None set	N/A	N/A	None available	Deleted
	NI 037	People aware of civil protection arrangements in the local area (Place Survey)	First measurement was 08/09		19.4% (08/09)	None set	N/A	N/A	Top quartile (08/09)	Deleted

Creating safer communities

LAA	Ref	Description	Past performance		Current performance		Trend	On target	Comparison(s)	Next target
			Baseline	Last	Actual	Target				
<input checked="" type="checkbox"/>	NI 015	Serious violent crimes per 1,000 population	0.76 (08/09)	0.69 (09/10)	0.88 (10/11)	0.65 (10/11)	▼	<input checked="" type="checkbox"/>	Median (08/09)	TBC
<input checked="" type="checkbox"/>	NI 016	Serious acquisitive crimes per 1,000 population	31.71 (07/08)	17.57 (09/10)	15.89 (10/11)	26.79 (10/11)	▲	<input checked="" type="checkbox"/>	Lower median quartile (08/09)	TBC
<input checked="" type="checkbox"/>	NI 017	People who consider anti-social behaviour a problem in the area (Place Survey)	35% (06/07)	35% (06/07)	26.9% (08/09)	None set	▲	N/A	Bottom quartile (08/09)	Survey Postponed
<input checked="" type="checkbox"/>	NI 018	Proportion of adult offenders under probation supervision re-offending within 3 months (gap between predicted and actual)	Predicted: 15.81% (07/08)	-7.71% (09/10)	-1.79% (Q2 10/11)	-7.7% (10/11)	▲	<input checked="" type="checkbox"/>	Top quartile (08/09)	TBC
<input checked="" type="checkbox"/>	NI 020	Assaults with injury per 1,000 population (alcohol-related violence)	11.5 (08/09)	10.58 (09/10)	10.68 (10/11)	10.24 (10/11)	▼	<input checked="" type="checkbox"/>	Bottom quartile (08/09)	TBC
	NI 021	People who agree that the local council and police deal with local concerns about anti-social behaviour and crime (Place Survey)	First measurement was 08/09		28.7% (08/09)	None set	N/A	N/A	Upper median quartile (08/09)	Deleted
	NI 022	People who agree that parents take enough responsibility for the behaviour of their children in the area (Place Survey)	First measurement was 08/09		25.1% (08/09)	None set	N/A	N/A	Bottom quartile (08/09)	Deleted
	NI 027	People who feel that the local council and police understand local concerns about anti-social behaviour and crime (Place Survey)	First measurement was 08/09		29.4% (08/09)	None set	N/A	N/A	Top quartile (08/09)	Deleted
	NI 028	Rate per 1,000 population of serious violent offences that are recorded by the police and involve the use of a knife or other sharp instrument	0.83 (08/09)	0.63 (09/10)	0.62 (0/11)	None set: monitor only	▲	N/A	None available	TBC
	NI 029	Rate per 1,000 population of crimes recorded by the police in which a gun is fired, used to cause injury or used as a threat	0.18 (08/09)	0.06 (09/10)	0.06 (10/11)	None set: monitor only	◄►	N/A	None available	TBC

LAA	Ref	Description	Past performance		Current performance		Trend	On target	Comparison(s)	Next target
			Baseline	Last	Actual	Target				
<input checked="" type="checkbox"/>	NI 030	Re-offending rate of prolific and priority offenders	Cohort of 43, with 241 convictions (Dec 08)	-39% (09/10)	-84% (Q2 10/11)	-12% (199) (10/11)	▲	<input checked="" type="checkbox"/>	None available	TBC)
<input checked="" type="checkbox"/>	NI 032	Repeat incidents of domestic violence	54% 08/09	51.1% (09/10)	40.4% (10/11)	44% (10/11)	▲	<input checked="" type="checkbox"/>	None available	TBC
<input checked="" type="checkbox"/>	NI 033	Arson incidents (per 10,000 population): Primary and secondary fires	146.5 (07/08)	95.3 (08/09)	86.0 (09/10)	129.4 (09/10)	▲	<input checked="" type="checkbox"/>	None available	Deleted
	NI 033a	Arson incidents (per 10,000 population): Primary fires	22.7 (07/08)	10.7 cml. (Q3 09/10)	13.5 (09/10)	20.1 (09/10)	▲	<input checked="" type="checkbox"/>	None available	Deleted
	NI 033b	Arson incidents (per 10,000 population): Secondary fires	123.4 (07/08)	62.2 cml. (Q3 09/10)	72.5 (09/10)	109 (09/10)	▲	<input checked="" type="checkbox"/>	None available	Deleted
	NI 34	Domestic Violence – Homicide	0.01 (07/08)	0.01 (09/10)	0.00 (10/11)	0 (10/11)	▲	<input checked="" type="checkbox"/>	None available	N/A
<input checked="" type="checkbox"/>	NI 038	Drug-related (Class A) offending rate	N/A	1.07 (09/10)	1.32 (10/11)	0.9 (10/11)	◀▶	<input checked="" type="checkbox"/>	None available	TBC
	NI 041	People who agree that drunk or rowdy behaviour is a problem (Place Survey)	37% (06/07)	37% (06/07)	33.9% (08/09)	None set	▲	N/A	Lower median quartile (08/09)	Deleted
	NI 042	People who agree that drug use or drug dealing is a problem (Place Survey)	53% (06/07)	53% (06/07)	38.8% (08/09)	None set	▲	N/A	Lower median quartile (08/09)	Deleted
	NI 49	(i) Total number of primary fires per 100,000 population	232.9 (08/09)	162.6 cml. (Q3 09/10)	208.0 (09/10)	261.0 (09/10)	▲	<input checked="" type="checkbox"/>	None available	Deleted
	NI 49	ii) Total Number of fatalities due to primary fires per 100,000 population	0.0 (08/09)	0.7 cml. (Q3 09/10)	0.7 (09/10)	0.0 (09/10)	▼	<input type="checkbox"/>	None available	Deleted
	NI 49	iii) Total number of non-fatal casualties per 100,000 population	7.9 (08/09)	5.8 cml. (Q3 09/10)	10.1 (09/10)	10.0 (09/10)	▼	<input type="checkbox"/>	None available	Deleted
	NI 143	Offenders under probation supervision living in settled/suitable accommodation at the end of their order or licence	75.0% (07/08)	75.5 (08/09)	79.8% (09/10)	80% (09/10)	▲	<input type="checkbox"/>	Upper median quartile (08/09)	Deleted
<input checked="" type="checkbox"/>	NI 144	Offenders under probation supervision in employment at the end of their order or licence	26% (06/07)	38.0% (08/09)	35.7% (Q3 10/11)	40% (10/11)	▼	<input type="checkbox"/>	Bottom quartile (08/09)	TBC

Supporting children and young people

LAA	Ref	Description	Past performance		Current performance		Trend	On target	Comparison(s)	Next target
			Baseline	Last	Actual	Target				
<input checked="" type="checkbox"/>	NI 019	Rate of proven re-offending by young offenders (per 100 offenders)	170 07/08	161 (Q3 09/10)	195 Q1 (10/11)	153 (10/11)	▼	<input checked="" type="checkbox"/>	None available	Deleted
	NI 022	People who agree that parents take enough responsibility for the behaviour of their children in the area (Place Survey)	First measurement was 08/09		25.1% (08/09)	None set	N/A	N/A	Bottom quartile (08/09)	Deleted
	NI 043	Young people within the Youth Justice System receiving a conviction in court who are sentenced to custody	5.4% (08/09)	5.4% (09/10)	5.7% (10/11)	5% (10/11)	▼	<input checked="" type="checkbox"/>	National average: 6.3% (08/09)	TBC
	NI 044	Ethnic composition of offenders on Youth Justice System disposals: White offenders		3.9% (09/10)	3.0% (10/11)	0.0% (10/11)	N/A	<input checked="" type="checkbox"/>	None available	Deleted
		Mixed offenders		1.0% (08/09)	-0.2% (10/11)	0.0% (10/11)	N/A	<input checked="" type="checkbox"/>	None available	Deleted
		Asian or Asian British offenders		-4.2% (08/09)	-2.2% (10/11)	0.0% (10/11)	N/A	<input checked="" type="checkbox"/>	None available	Deleted
		Black or Black British offenders		0.6% (08/09)	-0.2% (10/11)	0.0% (10/11)	N/A	<input checked="" type="checkbox"/>	None available	Deleted
		Chinese or other ethnic offenders		0.1% (08/09)	-0.4% (10/11)	0.0% (10/11)	N/A	<input checked="" type="checkbox"/>	None available	Deleted
	NI 045	Young offenders engagement in suitable education, employment or training.	82.2% (08/09)	82.1% (09/10)	69.5% (10/11)	90% (10/11)	▼	<input checked="" type="checkbox"/>	National average: 73.2% (08/09)	Deleted
	NI 046	Young offenders access to suitable accommodation.	99.8% (08/09)	100%	99.4% (09/10)	95% (09/10)	▼	<input checked="" type="checkbox"/>	National average: 95.7% (08/09)	Deleted
	NI 050	Children reporting good relationships with their family and friends (TellUs Survey)	63.8% (08/09)	63.8% (08/09)	59.2% (09/10)	None set	▼	N/A	Top quartile (08/09)	Deleted
	NI 051	Effectiveness of child and adolescent mental health (CAMHS) services (score 4-16)	12 (07/08)	12 (08/09)	13 (10/11)	13 (10/11)	▲	<input checked="" type="checkbox"/>	Bottom quartile (08/09)	TBC
	NI 052a	Take up of school lunches (primary)	62.5% (08/09)	58.0% (09/10)	60.3% (10/11)	63% (10/11)	▲	<input checked="" type="checkbox"/>	National average 41.4% (09/10)	TBC

LAA	Ref	Description	Past performance		Current performance		Trend	On target	Comparison(s)	Next target
			Baseline	Last	Actual	Target				
	NI 052b	Take up of school lunches (secondary)	32.7% (08/09)	25.8% (09/10)	32.7% (10/11)	33% (10/11)	▲	☒	National average 35.8% (09/10)	TBC
	NI 053a	Infants breastfeeding 6-8 weeks from birth	27.6% (06/07)	26.3% (Apr-Nov 10)	24.9% (10/11)	27.8% (10/11)	▼	☒	Bottom quartile (08/09)	TBC
	NI 053b	Infants for whom breastfeeding status is recorded	94.8% (08/09)	100% (Apr-Aug10)	100% (Apr-Nov10)	95.0% (10/11)	◀▶	☑	Top quartile (08/09)	TBC
	NI 054	Parents' general experience of services for disabled children (aged 0-19)	First measurement was 09/10		65 (09/10)	None set	N/A	N/A	Deleted	Deleted
	NI 055	Obesity in primary schools: Reception	11.0% (07/08)	11.5% (08/09)	10.2% (09/10)	11% (09/10)	▲	☑	Bottom quartile (08/09)	11% (10/11)
☑	NI 056	Obesity in primary schools: Year 6	22.7% (08/09)	22.7% (08/09)	21.3% (09/10)	22.3% (09/10)	▲	☑	Bottom quartile (08/09)	22.3% (10/11)
	NI 057a	Children and young people's participation in high-quality PE and school sport – 2 hours within a typical week	88.0% (07/08)	90.0% (08/09)	90% (09/10)	90% (09/10)	▲	☑	National average: 81% (08/09)	90% (09/10)
	NI 057b	Children and young people's participation in high-quality PE and school sport – 3 hours in a typical week	First measurement was 09/10		59% (09/10)	None set	N/A	N/A	None available	TBC (11/12)
	NI 058	Average emotional and behavioural health of looked after children aged 4-16 (score 40-0)	15.8% (08/09)	14.5% (Q3 09/10)	13.5% (09/10)	14.0% (09/10)	▲	☑	Bottom quartile (08/09)	TBC (11/12)
☑	NI 059	Initial assessments for children's social care carried out within 7 working days	82.2% (07/08)	73.6% (09/10)	75.0% (10/11)	93% (10/11)	▲	☒	Upper median quartile (08/09)	TBC (11/12)
	NI 060	Core assessments for children's social care carried out within 35 working days	85% (08/09)	82.2% (Mar 10)	83.5% (10/11)	85% (10/11)	▲	☒	Upper median quartile (08/09)	TBC (11/12)
	NI 061	Children adopted within 12 months of decision to place for adoption	75% (08/09)	70.0% (Mar 10)	70% (10/11)	89% (10/11)	◀▶	☒	Median (08/09)	TBC (11/12)
	NI 062	Looked after children with 3 or more placements during the year	12.4% (08/09)	10.2% (Mar 10)	9.2% (10/11)	11.5% (10/11)	▲	☑	Lower median quartile (08/09)	TBC (11/12)
	NI 063	Looked after children under 16 with stable placements of at least 2 years	63% (08/09)	56.0% (Mar 10)	52.0% (10/11)	65.0% (10/11)	▼	☒	Bottom quartile (08/09)	TBC (11/12)
	NI 064	Child Protection Plans lasting 2 years or more	0 (08/09)	9.9% (Mar 10)	5.3% (10/11)	6.0% (10/11)	▲	☑☑	Top quartile (08/09)	TBC (11/12)

LAA	Ref	Description	Past performance		Current performance		Trend	On target	Comparison(s)	Next target
			Baseline	Last	Actual	Target				
	NI 065	Children becoming subject of Child Protection Plan for a second/subsequent time during the year	20% (08/09)	15.7% (Mar 10)	9.1% (10/11)	12% (10/11)	▲	☑	Bottom quartile (08/09)	TBC (11/12)
	NI 066	Looked after children cases reviewed within required timescales	88.7% (08/09)	72.2% (Mar 10)	78.1% (10/11)	95.0% (10/11)	▲	☒	Bottom quartile (08/09)	TBC (11/12)
	NI 067	Child Protection Plans reviewed within required timescales	100% (08/09)	98% (Mar 10)	95.9% (10/11)	100% (10/11)	▼	☒	National average: 99.1% (08/09)	TBC (11/12)
	NI 068	Referrals to children's social care going on to initial assessment	74% (08/09)	77.7% (Mar 10)	70.5% (10/11)	70% (10/11)	▼	☑	National average: 63.8% (08/09)	TBC (11/12)
	NI 069	Children who have experienced bullying once or more in last four weeks (TellUs Survey)	52.8% (08/09)	52.8% (08/09)	30.2% (09/10)	None set	▲	N/A	Bottom quartile (08/09)	Deleted
	NI 070	Hospital admissions caused by unintentional and deliberate injuries to children and young people per 10,000 population	197.8 (07/08)	169.6 (Apr-Nov 10)	210.5 (Feb 11)	198 (10/11)	▼	☒	Bottom quartile (08/09)	TBC (11/12)
	NI 071	Children who have run away from home/care overnight	11 (08/09)	13 (09/10)	13 (10/11)	13 (10/11)	◀▶	☑	National average: 8.0 (Q3 09/10)	TBC (11/12)
☑	NI 072	Children achieving 78+ points across the Early Years Foundation Stage, with 6+ in Personal, Social and Emotional Development and Communication, Language and Literacy	29% (Acad. Yr 06/07)	44% (Acad. Yr 08/09)	48.4% (Acad. Yr 09/10)	41.2% (Acad. Yr 09/10)	▲	☑	Bottom quartile (08/09)	50.5% (Acad. Yr 10/11)
☑	NI 073	Pupils achieving Level 4+ in English and Maths at Key Stage 2	66.0% (Acad. Yr 06/07)	68.4% (Acad. Yr 08/09)	71.5% (Acad. Yr 09/10)	76.0% (Acad. Yr 09/10)	▲	☒	Bottom quartile (08/09)	76.0% (Acad. Yr 10/11)
☑	NI 075	Pupils achieving 5 A*-C GCSEs or equivalent (including English and Maths)	30.9% (Acad. Yr 06/07)	36.9% (Acad. Yr 08/09)	44.2% (Acad. Yr 09/10)	40.6% (Acad. Yr 09/10)	▲	☑	Bottom quartile (08/09)	40.6% (Acad. Yr 10/11)
	NI 076	Schools where fewer than 65% of pupils achieve Level 4+ in English and Maths at Key Stage 2	6 (Acad. Yr 06/07)	9 (Acad. Yr 07/08)	13 (Acad. Yr 08/09)	3 (Acad. Yr 08/09)	▼	☒	Lower median quartile (08/09)	3 (Acad. Yr 10/11)
	NI 078	Schools where fewer than 30% of pupils achieve 5 or more A*-C grades at GCSE and equivalent including English and Maths	4 (Acad. Yr 06/07)	3 (Acad. Yr 08/09)	1 (Acad. Yr 09/10)	3 (Acad. Yr 09/10)	▲	☑	Lower median quartile (08/09)	3 (Acad. Yr 10/11)

LAA	Ref	Description	Past performance		Current performance		Trend	On target	Comparison(s)	Next target
			Baseline	Last	Actual	Target				
<input checked="" type="checkbox"/>	NI 079	Young people achieving a Level 2 qualification by age 19	61.8% (Acad. Yr 06/07)	70.3% (Acad. Yr 08/09)	72.4% (Acad. Yr 09/10)	72.8% (Acad. Yr 09/10)	▲	<input checked="" type="checkbox"/>	Bottom quartile (08/09)	TBC
	NI 080	Young people achieving a Level 3 qualification by age 19	34.0% (Acad. Yr 06/07)	37.5% (Acad. Yr 08/09)	41.5% (Acad. Yr 09/10)	40.2% (Acad. Yr 09/10)	▲	<input type="checkbox"/>	Bottom quartile (08/09)	TBC
	NI 081	Gap between pupils eligible for free school meals at 15 achieving a Level 3 qualification at aged 19 and pupils ineligible achieving the same	25.5% (Acad. Yr 06/07)	22.0% (Acad. Yr 08/09)	17.0% (Acad. Yr 09/10)	22.0% (Acad. Yr 09/10)	▲	<input checked="" type="checkbox"/>	Upper median quartile (08/09)	TBC
	NI 082	Gap between pupils eligible for free school meals at 15 achieving a Level 2 qualification at aged 19 and pupils ineligible achieving the same	20.0% (Acad. Yr 07/08)	20.0% (Acad. Yr 07/08)	23.1% (Acad. Yr 08/09)	None set	▼	N/A	Upper median quartile (08/09)	TBC
	NI 084	Pupils achieving two or more A*-C grades in Science GCSEs or equivalent	37.5% (Acad. Yr 06/07)	46.8% (Acad. Yr 08/09)	51.7% (Acad. Yr 09/10)	None set	▲	<input checked="" type="checkbox"/>	Lower median quartile (08/09)	TBC
	NI 085	Pupils aged 16-18 opting for A Level Physics, chemistry and maths	155 (07/08)	187 (08/09)	181 (09/10)	187 (10/11)	▼	<input type="checkbox"/>	None available	TBC
	NI 085a	Pupils aged 16-18 opting for A Level Physics	34 (07/08)	51 (08/09)	51 (09/10)	None set	◀▶	N/A	Bottom quartile (08/09)	TBC
	NI 085b	Pupils aged 16-18 opting for A Level Chemistry	49 (07/08)	52 (08/09)	38 (09/10)	None Set	▼	N/A	Bottom quartile (08/09)	TBC
	NI 085c	Pupils aged 16-18 opting for A Level Maths	72 (07/08)	78 (08/09)	98 (09/10)	None Set	▲	N/A	Bottom quartile (08/09)	TBC
	NI 086	Secondary schools with good or outstanding standards of behaviour	86% (2006)	86% (2009)	60.0 (2010)	66.7% (2010)	▼	<input type="checkbox"/>	Upper median quartile (08/09)	TBC
<input checked="" type="checkbox"/>	NI 087	Secondary school pupils who are persistent absentees (missing 20% of school year)	10.1% (Acad. Yr 06/07)	7.6% (Acad. Yr 08/09)	7.2% (Acad. Yr 09/10)	6.5% (Acad. Yr 09/10)	▲	<input type="checkbox"/>	Bottom quartile (08/09)	5% (Acad. Yr 10/11)
	NI 088	Schools providing access to full core offer of extended services	88.0% (Acad. Yr 07/08)	100% (Acad. Yr 08/09)	100% (Acad. Yr 09/10)	95.0% (Acad. Yr 09/10)	◀▶	<input checked="" type="checkbox"/>	Upper median quartile (08/09)	Deleted Oct 2010
	NI 089a	Number of schools in special measures	0 (Acad. Yr 07/08)	2 (Acad. Yr 08/09)	2 (Acad. Yr 09/10)	2. (Acad. Yr 09/10)	◀▶	<input checked="" type="checkbox"/>	Top quartile (08/09)	0 (Acad. Yr 10/11)

LAA	Ref	Description	Past performance		Current performance		Trend	On target	Comparison(s)	Next target
			Baseline	Last	Actual	Target				
	NI 089b	Average time for schools under special measures to come out measures during previous academic year (months)	18 (Acad. Yr 07/08)	0 (Acad. Yr 08/09)	0 (Acad. Yr 09/10)	0 (Acad. Yr 09/10)	▲	N/A	Median (08/09)	TBC
	NI 090	Take up of 14-19 learning diplomas	0 (Acad. Yr 07/08)	120 (Acad. Yr 08/09)	280 (Acad. Yr 09/10)	120 (Acad. Yr 09/10)	▲	<input checked="" type="checkbox"/>	None available	TBC
	NI 091	17 year-olds in education, employment or training	74.0% (Acad. Yr 06/07)	74.0% (Acad. Yr 07/08)	73.0% (Acad. Yr 08/09)	74.0% (08/09)	▼	<input type="checkbox"/>	Bottom quartile (08/09)	TBC 09/10
<input checked="" type="checkbox"/>	NI 092	Gap between the lowest achieving 20% in the Early Years Foundation Stage Profile and the rest	42.3% (Acad. Yr 06/07)	37.8% (Acad. Yr 08/09)	36.8% (Acad. Yr 09/10)	35.7% (Acad. Yr 09/10)	▲	<input type="checkbox"/>	Bottom quartile (08/09)	31.9% (Acad. Yr 09/10)
<input checked="" type="checkbox"/>	NI 093	Pupils progressing by two levels in English between Key Stages 1 and 2	88.7% (Acad. Yr 06/07)	85% (Acad. Yr 08/09)	87.0% (Acad. Yr 09/10)	93% (Acad. Yr 09/10)	▲	<input type="checkbox"/>	Bottom quartile (08/09)	TBC
<input checked="" type="checkbox"/>	NI 094	Pupils progressing by two levels in Maths between Key Stages 1 and 2	81.18% (Acad. Yr 07/08)	82% (Acad. Yr 08/09)	90.00% (Acad. Yr 09/10)	90.0% (Acad. Yr 09/10)	▲	<input checked="" type="checkbox"/>	Lower median quartile (08/09)	TBC
<input checked="" type="checkbox"/>	NI 099	Children in care reaching level 4 in English at Key Stage 2	70.6% (Acad. Yr 07/08)	60% (Acad. Yr 08/09)	66.7% (Acad. Yr 09/10)	57.1% (Acad. Yr 09/10)	▲	<input checked="" type="checkbox"/>	National average: 58.6% (06/07)	TBC
<input checked="" type="checkbox"/>	NI 100	Children in care reaching level 4 in Maths at Key Stage 2	52.9% (Acad. Yr 07/08)	50% (Acad. Yr 08/09)	85.7% (Acad. Yr 09/10)	66.7% (Acad. Yr 09/10)	▼	<input checked="" type="checkbox"/>	National average: 55.5% (06/07)	TBC
<input checked="" type="checkbox"/>	NI 101	Children in care achieving 5 A*-C GCSEs (or equivalent) at Key Stage 4 (including English and Maths)	15.8% (Acad. Yr 07/08)	0% (Acad. Yr 08/09)	18.9% (Acad. Yr 09/10)	23.1% (Acad. Yr 09/10)	▲	<input type="checkbox"/>	National average: 9.8% (08/09)	TBC
	NI 102a	Gap between pupils eligible for free school meals achieving Level 4+ in English and Maths at Key Stage 2 and pupils ineligible achieving the same	-24.4% (Acad. Yr 06/07)	-23.8% (Acad. Yr 08/09)	15.8% (Acad. Yr 09/10)	None Set	▲	N/A	Lower median quartile (08/09)	TBC
	NI 102b	Gap between pupils eligible for free school meals achieving 5 A*-C GCSEs (including English and Maths) and pupils ineligible achieving the same	21.2% (Acad. Yr 06/07)	21.6% (Acad. Yr 08/09)	23.0% (Acad. Yr 09/10)	None set	▲	N/A	Top quartile (08/09)	19% (10/11)

LAA	Ref	Description	Past performance		Current performance		Trend	On target	Comparison(s)	Next target
			Baseline	Last	Actual	Target				
	NI 103a	Percentage of final statements of Special Education Needs (SEN) issued within 26 weeks excluding exception cases as a proportion of all such statements issued in the year	98% (08/09)	100% (09/10)	100% (09/10)	100% (09/10)	◀▶	<input checked="" type="checkbox"/>	None available	TBC (10/11)
	NI 103b	Percentage of final statements of SEN issued within 26 weeks as a proportion of all such statements issued in the year	93% (08/09)	98.3% (09/10)	96.9% (09/10)	95% (09/10)	▼	<input checked="" type="checkbox"/>	None available	TBC (10/11)
	NI 104	Gap between pupils with Special Educational Needs achieving Level 4+ in English and Maths at Key Stage 2 and their peers	54.1% (Acad. Yr 06/07)	54.8% (Acad. Yr 07/08)	55% (Acad. Yr 08/09)	None set	▼	N/A	Bottom quartile (08/09)	TBC
	NI 105	Gap between pupils with Special Educational Needs achieving 5 A*-C GCSEs (including English and Maths) and their peers	35.0% (Acad. Yr 06/07)	38.6% (Acad. Yr 08/09)	42.5% (Acad. Yr 09/10)	None set	▼	N/A	Top quartile (08/09)	TBC
	NI 106	Gap between pupils eligible for free school meals at 15 progressing to higher education aged 18/19 and pupils ineligible achieving the same	18% (Acad. Yr 06/07)	21% 07/08	21% (09/10)	20% (09/10)	◀▶	<input checked="" type="checkbox"/>	Upper median quartile (06/07)	TBC
	NI 107a	Pupils from black and minority ethnic groups achieving Level 4+ in English and Maths at Key Stage 2 (White)	-1.4% (07/08)	-1.4% (07/08)	-4.3% (Q2 09/10)	N/A	▼	N/A	Bottom quartile (08/09)	-7.0% (10/11)
	NI 107g	Pupils from black and minority ethnic groups achieving Level 4+ in English and Maths at Key Stage 2 (asia)	N/A	N/A	9.7% (09/10)	None set	N/A	N/A	Bottom quartile (08/09)	TBC
	NI 107h	Pupils from black and minority ethnic groups achieving level 4+ in both English and Maths at Key Stage 2	-1.5% (07/08)	-1.5% (07/08)	-0.5% (08/09)	N/A	N/A	N/A	None available	TBC
	NI 108a	Pupils from black and minority ethnic groups achieving five A*-C GCSEs (including English and Maths) (White)	0.4 (07/08)	No data available	No data available	None set	N/A	N/A	Upper median quartile (08/09)	TBC
	NI 108g	Pupils from black and minority ethnic groups achieving five A*-C GCSEs (including English and Maths) (Mixed)	-9.0 (07/08)	No data available	No data available	None set	N/A	N/A	Bottom quartile (08/09)	TBC
	NI 108l	Pupils from black and minority ethnic groups achieving five A*-C GCSEs (including English and Maths) (Asian)	-3.1% (07/08)	+10.7% (08/09)	-8.8% (09/10)	-0.6% (09/10)	▲	<input checked="" type="checkbox"/>	Upper median quartile (07/08)	TBC
	NI 108q	Pupils from black and minority ethnic groups achieving five A*-C GCSEs (including English and Maths) (Black)	-8.6% (12)	No data available	No data available	None set	N/A	N/A	Bottom quartile (08/09)	TBC

LAA	Ref	Description	Past performance		Current performance		Trend	On target	Comparison(s)	Next target
			Baseline	Last	Actual	Target				
	NI 109	Delivery of Sure Start Children Centres	92% (12) (08/09)	100% (13) (09/10)	100% (13) (10/11)	100% (10/11)	◀▶	<input checked="" type="checkbox"/>	None available	100% (10/11)
	NI 110	Year 10 pupils participating in positive group activities outside of school in last four weeks (TellUs Survey)	27.5% (07/08)	54.8% (08/09)	57.9% (09/10)	None set	▲	N/A	Bottom quartile (08/09)	Deleted
<input checked="" type="checkbox"/>	NI 111	First time entrants to the Youth Justice System aged 10-17	2680 (07/08)	2390 (09/10)	1980 (10/11)	2660 (10/11)	▲	<input checked="" type="checkbox"/>	Bottom quartile (08/09)	TBC (11/12)
<input checked="" type="checkbox"/>	NI 112	Change in rate of teenage conceptions per 1,000 girls aged 15-17 compared with 1998 baseline	-26% (2006)	-21.4% (2008)	-8.8% (2009)	-47% (2009)	▼	<input type="checkbox"/>	Bottom quartile (08/09)	-55% (10/11)
	NI 113a	Population aged 15-24 screened for chlamydia	2.3 (Q1 08/09)	17.1% (09/10)	23.1% (10/11)	35% (10/11)	▲	<input type="checkbox"/>	Upper median quartile (08/09)	N/A
	NI 114	Pupils permanently excluded from school	0.18% (Acad. Yr 06/07)	0.16% (Acad. Yr 08/09)	0.09% (Acad. Yr 09/10)	0.13% (Acad. Yr 09/10)	▲	<input checked="" type="checkbox"/>	Lower median quartile (08/09)	0.13% (Acad. Yr 11/12)
<input checked="" type="checkbox"/>	NI 115	Young people frequently misusing drugs and/or alcohol (TellUs Survey)	9.2% (08/09)	10.2% (08/09)	12.1% (09/10)	9.1% (09/10)	▼	<input type="checkbox"/>	Upper median quartile (08/09)	Deleted
<input checked="" type="checkbox"/>	NI 116	Proportion of children who live in families in receipt of out of work benefits	32.2% (Acad. Yr 07/08)	32.2% (Acad. Yr 07/08)	33.5% (Acad. Yr 08/09)	29.2% (Acad. Yr 08/09)	▼	<input type="checkbox"/>	National average: 21.6% (Acad. Yr 06/07)	Maintain the gap between Middlesbrough and the NE
<input checked="" type="checkbox"/>	NI 117	16-18 year olds not in education, employment or training (NEET)	11.1% (Jan 2007)	9.6% (Dec 2009)	9.3% (Q3 10/11)	9.5% (2010)	▲	<input checked="" type="checkbox"/>	Bottom quartile (08/09)	TBC
	NI 118	Working families receiving childcare element of Working Tax Credit	16.1% (06/07)	17% (08/09)	17.6% (09/10)	16.1% (09/10)	▲	<input checked="" type="checkbox"/>	Lower median quartile (08/09)	16% (10/11)
	NI 147	Care leavers aged 19 in suitable accommodation	93.8% (08/09)	95.5% (09/10)	88.2% (10/11)	100% (10/11)	▼	<input type="checkbox"/>	Lower median quartile (08/09)	TBC
	NI 148	Care leavers aged 19 in education, employment or training	62.5% (08/09)	66.7% (09/10)	58.3% (10/11)	70% (10/11)	▼	<input type="checkbox"/>	Lower median quartile (08/09)	TBC
	NI 200	Applications for care and supervision orders where core assessment did not accompany the application	First measurement is 10/11				N/A	N/A	None available	TBC
<input checked="" type="checkbox"/>	L1	Learners completing a full apprenticeship framework	425 (07/08)	552 (08/09)	Not yet available	530 (09/10)	N/A	N/A	None available	565 (10/11)

Promoting adult health and well-being

LAA	Ref	Description	Past performance		Current performance		Trend	On target	Comparison(s)	Next target
			Baseline	Last	Actual	Target				
<input checked="" type="checkbox"/>	NI 008	Adults participating in sport and active recreation 30 minutes/3 days per week (Active People Survey)	20.68% (08/09)	19.7% (09/10)	18.8% (10/11)	23.3% (10/11)	▼	<input checked="" type="checkbox"/>	Lower median quartile (08/09)	TBC
<input checked="" type="checkbox"/>	NI 039	Alcohol related hospital admissions per 100,000 population	2427 (06/07)	2973 (09/10)	3169 (Feb 10)	3326 10/11)	▼	<input checked="" type="checkbox"/>	Bottom quartile (08/09)	N/A
	NI 040	Change in numbers from the baseline year 2007/08 for Drug users recorded as being in effective treatment	1211 (07/08)	212 (Actual 1423) (08/09)	192 (Actual 1403) (Q3 10/11)	175 (Actual 1386) (10/11)	▲	<input checked="" type="checkbox"/>	Top quartile (08/09)	1386 (11/12)
	NI 119	People who rated their health and wellbeing as good (Place Survey)	First measurement was 08/09		72.4% (08/09)	None set	N/A	N/A	Bottom quartile (08/09)	Deleted
	NI 120	Deaths from all causes per 100,000 population	725.5 (2007)	693.93 (2008)	693.93 (2008)	1366 (2008)	▲	<input checked="" type="checkbox"/>	Bottom quartile (08/09)	N/A
	NI 120a	Deaths from all causes per 100,000 population (females)	628.08 (2007)	603.49 (2008)	564 (Q1 2009)	524 (09/10)	▲	<input checked="" type="checkbox"/>	Bottom quartile (08/09)	N/A
	NI 120b	Deaths from all causes per 100,000 population (males)	837.83 (2007)	789.23 (2008)	802 (Q2 2009)	752 (09/10)	▼	<input checked="" type="checkbox"/>	Bottom quartile (08/09)	N/A
<input checked="" type="checkbox"/>	NI 121	Deaths from all circulatory diseases at ages under 75 per 100,000 population	101.43 (2006)	109.64 (2007)	76.32 (2008)	91.18 (2008)	▲	<input checked="" type="checkbox"/>	Lower median quartile (08/09)	N/A
<input checked="" type="checkbox"/>	NI 121a	Deaths from all circulatory diseases at ages under 75 per 100,000 population (females)	69.45 (2006)	75.51 (2007)	45.43 (2008)	None set	▲	N/A	Lower median quartile (08/09)	N/A
<input checked="" type="checkbox"/>	NI 121b	Deaths from all circulatory diseases at ages under 75 per 100,000 population (males)	135.81 (2006)	146.32 (2007)	108.99 (2008)	None set	▲	N/A	Lower median quartile (08/09)	N/A
	NI 122	Deaths from all cancers at ages under 75 per 100,000 population	153.53 (2006)	154.24 (2007)	139.6 (2008)	128 (2008)	▲	<input checked="" type="checkbox"/>	Bottom quartile (08/09)	N/A
	NI 122a	Deaths from all cancers at ages under 75 per 100,000 population (females)	124.13 (2006)	143.89 (2007)	139.6 (2008)	None set	▲	N/A	Bottom quartile (08/09)	N/A
	NI 122b	Deaths from all cancers at ages under 75 per 100,000 population (males)	187.2 (2006)	165.99 (2007)	159.98 (2008)	None set	▲	N/A	Bottom quartile (08/09)	N/A

LAA	Ref	Description	Past performance		Current performance		Trend	On target	Comparison(s)	Next target
			Baseline	Last	Actual	Target				
<input checked="" type="checkbox"/>	NI 123	Self-reported 4-week smoking quitters per 100,000 population	1450 (06/07)	1356 (Mar. 10)	1226 (Feb 10/11)	595.2 Q3 1300 (10/11)	▲	<input checked="" type="checkbox"/>	Top quartile (08/09)	N/A
<input checked="" type="checkbox"/>	NI 124	People with a long-term condition who consider themselves to have enough support from local services (PCT patient survey)	75% (07/08)	75% (07/08)	86% (09/10)	76% (09/10)	▲	<input checked="" type="checkbox"/>	Lower median quartile (08/09)	TBC
	NI 125	People aged 65+ discharged from hospital for intermediate care/rehabilitation still living at home after three months	71.8% (08/09)	79.4% (09/10)	80.4% (10/11)	78% (10/11)	▼	<input checked="" type="checkbox"/>	Bottom quartile (08/09)	78% (11/12)
	NI 126	Women receiving services provided in the area who have seen a midwife or a maternity healthcare professional, for health and social care assessment of needs, risks and choices by 12 completed weeks of pregnancy	First measurement 09/10		101.6% (Q2 10/11)	90% (10/11)	▼	<input checked="" type="checkbox"/>	None available	N/A
	NI 127	Self reported experience of social care users	First measurement 09/10		68.4% (09/10)	None set	N/A	N/A	None available	75% (10/11)
	NI 128	User reported measure of respect and dignity in their treatment	First measurement 09/10		90.6% (09/10)	None set	N/A	N/A	None available	92% (10/11)
	NI 129	Deaths occurring at home (domestic)	20 (2006)	22.3 (2007)	22.0% (2008)	None set	▼	N/A	Top quartile (08/09)	N/A
	NI 130	Social Care clients receiving Self Directed Support	312.3 / 100,000 (07/08)	7.2 (09/10)	32.3% (10/11)	30% (10/11)	▲	<input checked="" type="checkbox"/>	Top quartile (08/09)	30% (11/12)
	NI 131	Average weekly rate of delayed transfers of care from NHS hospitals per 100,000 population	5.4 (07/08)	11.09 (09/10)	19.9 (10/11)	15.0 (10/11)	▼	<input checked="" type="checkbox"/>	Top quartile (08/09)	0 (11/12) (Social Care Users)
	NI 132	Adult social care assessments completed within 28 calendar days	78.9% (06/07)	84.5% (09/10)	83.9% (10/11)	85.0% (10/11)	▼	<input checked="" type="checkbox"/>	National Average 81.3% (09/10)	Deleted but retained locally 85% (11/12)
	NI 133	Adult social care packages delivered within four weeks of assessment	90.1% (07/08)	90.8% (09/10)	92.6% (10/11)	92.0% (10/11)	▲	<input checked="" type="checkbox"/>	Upper median quartile (08/09)	Deleted but retained locally 92. % (11/12)

LAA	Ref	Description	Past performance		Current performance		Trend	On target	Comparison(s)	Next target
			Baseline	Last	Actual	Target				
	NI 134	Emergency bed days (all ages)	99200 (06/07)	94472 (07/08)	78407 (Feb 09/10)	105410 (09/10)	▲	<input checked="" type="checkbox"/>	Bottom quartile (08/09)	N/A
	NI 135	Carers receiving needs assessment or review and a specific carer's service, or advice and information as a percentage of people receiving community based services	25.4% (07/08)	29.8% (09/10)	13.6% (10/11)	30% (10/11)	▼	<input type="checkbox"/>	Top quartile (08/09)	30% (11/12)
	NI 136	Adults supported to live independently through social services per 100,000 population	3823.08 (07/08)	4300 (09/10)	3936.00 (10/11)	4300 (10/11)	▼	<input type="checkbox"/>	Top quartile (08/09)	4300 2011/12
	NI 137	Years of life expectancy spent in self-reported good health after age 65	11.1 Census (00/01)	11.1 Census (00/01)	Available Census (10/11)	None set	N/A	N/A	Bottom quartile (00/01)	N/A
	NI 138	People aged over 65 satisfied with both home and neighbourhood (Place Survey)	First measurement was 08/09		83.3% (08/09)	None set	N/A	N/A	Median (08/09)	Deleted
	NI 139	People who agree that older people receive the support they need to live independently at home (Place Survey)	First measurement was 08/09		36.3% (08/09)	None set	N/A	N/A	Top quartile (08/09)	Deleted
	NI 141	Vulnerable people moving from supported accommodation in a planned way to independent living	45.92 (08/09)	63.74% (09/10)	66.3% (10/11)	65.0% (10/11)	▲	<input checked="" type="checkbox"/>	Bottom quartile (08/09)	65% (11/12)
	NI 142	Vulnerable people supported to maintain independent living	98.97 (08/09)	98.1% (09/10)	97.99% (10/11)	99.00% (10/11)	▼	<input type="checkbox"/>	Lower median quartile (08/09)	99% (11/12)
	NI 145	Adult clients with learning disabilities in settled accommodation	69.5% (08/09)	59.2% (09/10)	65.9% (10/11)	70.5% (10/11)	▲	<input type="checkbox"/>	Median (08/09)	70.5% (11/12)
<input checked="" type="checkbox"/>	NI 146	Adult clients with learning disabilities in employment	7.5% (08/09)	9.0% (09/10)	9.8% (10/11)	10.5% (10/11)	▲	<input type="checkbox"/>	Upper median quartile (08/09)	10.5% (11/12)
<input checked="" type="checkbox"/>	NI 149	Adults receiving secondary mental health services in settled accommodation	83% (07/08)	85.3% (09/10)	80.6% (10/11)	84.0% (10/11)	▼	<input type="checkbox"/>	Upper median quartile (08/09)	84% (11/12)
<input checked="" type="checkbox"/>	NI 150	Adults receiving secondary mental health services in employment	6.0% (08/09)	5.5% (09/10)	5.4% (10/11)	8.5% (10/11)	▼	<input type="checkbox"/>	None available	6.0% (11/12)
<input checked="" type="checkbox"/>	L2	Waiting time for major adaptations to accommodation (weeks)	27 weeks	12 weeks (09/10)	10 weeks (10/11)	23.1 weeks (10/11)	▲	<input checked="" type="checkbox"/>	None available	20 weeks (11/12)
<input checked="" type="checkbox"/>	L4	Additional extra care housing	Identified site, funding and partners	Identified site, funding and partners	Meetings with developers	Procurement and Design	N/A	N/A	None available	TBC

LAA	Ref	Description	Past performance		Current performance		Trend	On target	Comparison(s)	Next target
			Baseline	Last	Actual	Target				
	BV 56	Items of equipment delivered in seven days	78.3% (05/06)	94.5% (09/10)	95.5% (10/11)	93.0% (10/11)	▲	<input checked="" type="checkbox"/>	None available	93% (11/12)

Enhancing the local economy

LAA	Ref	Description	Past performance		Current performance		Trend	On target	Comparison(s)	Next target
			Baseline	Last	Actual	Target				
	NI 047	Annual change in average number of people killed or seriously injured in road traffic accidents	8.1% (05-07)	8.1% (05-07)	9.4% reduction (06-08)	4.8% (06-08)	▲	<input checked="" type="checkbox"/>	Top quartile (2008)	59 (11/12)
	NI 048	Annual change in average number of children under 16 killed or seriously injured in road traffic accidents	25% (05-07)	25% (05-07)	3.3% (06-08)	4.1% (06-08)	N/A	<input type="checkbox"/>	Lower median quartile (08/09)	10 (11/12)
	NI 151	Overall employment rate (working age)	67.2% (Oct 06 – Sept 07)	64.5% (Oct 08 to Sept 09)	61.2% Gap 5.1% (Apr 09 to March 10)	Reduce gap to NE av. to 5% (Oct 09/Sep 10)	▼	<input type="checkbox"/>	Bottom quartile (08/09)	N/A
	NI 152	Working age people on out of work benefits	20.8% (Four quarter av. Q1 07)	21.3% (Four quarter av. May 09)	22.2% Gap 4.6% Four quarter av. Nov 09)	Reduce gap to NE av. to 3.4% (Aug 09/May10)	▼	<input type="checkbox"/>	Bottom quartile (08/09)	N/A
<input checked="" type="checkbox"/>	NI 153	Working age people on out of work benefits in the worst performing neighbourhoods	33.5% (Four quarters May 07)	34.4% (Four quarters av. May 09)	35.7% (Four quarters av. Feb 10)	28.5% (May 10)	▼	<input type="checkbox"/>	Bottom quartile (08/09)	N/A
<input checked="" type="checkbox"/>	NI 154	Net additional homes provided in year	362 (07/08)	56 (09/10) 47 cml.	192 (10/11)	179 (10/11)	▲	<input checked="" type="checkbox"/>	Bottom quartile (08/09)	20 (11/12)
	NI 155	Affordable homes delivered (gross)	110 (08/09)	182 (09/10)	165 (10/11)	170 (10/11)	▼	<input type="checkbox"/>	Lower median quartile (08/09)	TBC (11/12)
	NI 156	Number of households living in temporary accommodation in the final quarter of the year (snapshot)	6 (Q4 08/09)	2 (09/10)	15 (10/11)	18 (10/11)	▼	<input checked="" type="checkbox"/>	Top quartile (08/09)	TBC (11/12)

LAA	Ref	Description	Past performance		Current performance		Trend	On target	Comparison(s)	Next target
			Baseline	Last	Actual	Target				
	NI 157a	Major planning applications determined within 13 weeks	100% (08/09)	86.00% (09/10)	92.59% (10/11)	86.5% (10/11)	▲	☑	Top quartile (08/09)	93.0% (11/12)
	NI 157b	Minor planning applications determined within eight weeks	95.9% (08/09)	88.20% (09/10)	87.57% (10/11)	85% (10/11)	▲	☑	Top quartile (08/09)	88.0% (11/12)
	NI 157c	Other planning applications determined within eight weeks	90.86% (08/09)	93.71% (09/10)	92.94% (10/11)	93% (10/11)	▲	☑	Top quartile (08/09)	93.5% (11/12)
	NI 159	Supply of ready to develop housing sites	116 (08/09)	52.9% (09/10)	49.6% (10/11)	55.5% (10/11)	▼	☒	Maximum level	TBC (11/12)
	NI 161	Level 1 qualifications in literacy (including ESOL) achieved	836 (06/07)	896 (07/08)	1315 (08/09)	None set	▲	N/A	Lower median quartile (08/09)	TBC
	NI 162	Entry Level qualifications in numeracy achieved	288 (06/07)	237 (07/08)	388 (08/09)	None set	▲	N/A	Lower median quartile (08/09)	TBC
☑	NI 163	Working population aged 19+ qualified to Level 2 or above	67.8% (2006)	66.0 (2008)	65.8% (2009)	74.5% (09/10)	▼	☒	Lower median quartile (08/09)	79.0% (2010)
	NI 164	Working population aged 19+ qualified to Level 3 or above	44.8% (2008)	44.8% (2008)	43.5% (2009)	None set	▼	N/A	Lower median quartile (08/09)	TBC
	NI 165	Working population aged 19+ qualified to Level 4 or above	20.9% (2008)	20.9% (2008)	22.4% (2009)	None set	▲	N/A	Bottom quartile (08/09)	TBC
	NI 166	Median earnings of employees in the area	£412.3 (08/09)	£412.3 (08/09)	£448.40 (09/10) Gap £12.20	Reduce gap from NE av. to £5.50 (09/10)	▲	☑	Bottom quartile (08/09)	Reduce gap to NE av. to £5.00 (10/11)
	NI 167	Congestion – average journey time per mile during the morning peak	First measurement 09/10		2009 data available in July 2010	None set	N/A	N/A	None available	Deleted
	NI 168	Principal roads where maintenance should be considered	4% (07/08)	1% (09/10)	1% (10/11)	4% (10/11)	▲	☑	Top quartile (08/09)	1% (11/12)
	NI 169	Non-principal classified roads where maintenance should be considered	6% (07/08)	2% (09/10)	2% (10/11)	2% (10/11)	◀▶	☑	Top quartile (08/09)	2% (11/12)
	NI 170	Previously developed land vacant or derelict for more than five years	0.78% (2008)	N/A	0.82% (2009)	None set	▲	N/A	Lower median quartile (08/09)	Deleted
☑	NI 171	New business registrations per 10,000 population aged 16 and above	31.1 (02-07)	33.3 (2008)	28.0 (2009)	31.6 (2009)	▼	☒	Bottom quartile (08/09)	N/A
	NI 172	Small businesses showing year-on-year employment growth	17.5% (2007)	16.2% (2008)	1.2% (Q1 09/10)	Maintain gap to NE figure at 0% (2009)	▼	☒	Top quartile (08/09)	N/A

LAA	Ref	Description	Past performance		Current performance		Trend	On target	Comparison(s)	Next target
			Baseline	Last	Actual	Target				
	NI 173	Incapacity benefits claimants moving from employment to IB in last four quarters	0.8% (2007)	0.9% (Sept. 08)	0.0% (Q1 2009)	Maintain gap to NE average 0% (2009)	▲	<input checked="" type="checkbox"/>	Bottom quartile (08/09)	N/A
	NI 174	Employers reporting skills gaps in their current workforce	22.0% (2007)	22.0% (2007)	23% (2009)	None set	▼	N/A	Bottom quartile (08/09)	Deleted
	NI 175	Access to services and facilities by public transport, walking and cycling	First measurement 09/10		51% in 30m 99% in 60 m (09/10)	61% in 30m 100% in 60m (09/10)	N/A	<input checked="" type="checkbox"/>	None available	61% (10/11)
	NI 176	People aged 16-74 years with access to employment centres by public transport (and other specified modes)	87.05% (07/08)	80.0% (08/09)	80.0% (09/10)	None set	▼	N/A	Lower median quartile (08/09)	N/A
<input checked="" type="checkbox"/>	NI 177	Local bus passenger journeys originating in the authority area	10.386m (07/08)	10,631,722 (08/09)	9,820,299 09/10)	10,170,000 (09/10)	▼	<input checked="" type="checkbox"/>	None available	Deleted
	NI 178i	Bus Services Running on time: Percentage of non-frequent services on time	75% (08/09)	75% (08/09)	76% (09/10)	75% (09/10)	▲	<input checked="" type="checkbox"/>	None available	TBC
	NI 178ii	Bus Services Running on time: Excess waiting time of frequent services (number of minutes)	1.57 (08/09)	1.57 (08/09)	2.13 (09/10)	None set	▼	<input checked="" type="checkbox"/>	None available	TBC
	NI 182	Satisfaction of businesses with local authority regulation services	Not previously measured	85% (09/10)	90.6% (10/11)	83% (10/11)	▲	<input checked="" type="checkbox"/>	National Average: 1.78 (08/09)	85% (11/12)
	NI 183	Impact of local authority regulatory services on the fair trading environment	Not previously measured	3.03 (08/09)	2.87 (09/10)	3.03 (09/10)	▲	<input checked="" type="checkbox"/>	National Average: 79% (08/09)	Deleted
	NI 184	Food establishments in the area which are broadly compliant with food hygiene law	Not previously measured	93% (Q2 09/10)	96% (09/10)	91.1% (09/10)	◀▶	<input checked="" type="checkbox"/>	None available	Deleted
<input checked="" type="checkbox"/>	NI 187a	People receiving income based benefits living in homes with a low energy efficiency rating (SAP<35)	7% (08/09)	7% (08/09)	7% (09/10)	6.0% (09/10)	▼	<input checked="" type="checkbox"/>	Upper median quartile (08/09)	Deleted
<input checked="" type="checkbox"/>	NI 187b	People receiving income based benefits living in homes with a high energy efficiency rating (SAP>65)	40% (08/09)	40% (08/09)	36% (09/10)	41.0% (09/10)	▼	<input checked="" type="checkbox"/>	Top quartile (08/09)	Deleted
	NI 190	Achievement in meeting standards for the control system for animal health		Level 2 (09/10)	Level 2 (09/10)	Level 2 (10/11)	◀▶	<input checked="" type="checkbox"/>	None available	N/a
	NI 198a	Children traveling to school – mode of transport usually used. 5-10 years (car)	24.1% (08/09)	24.1% (08/09)	28.9% (09/10)	23.3% (09/10)	▼	<input checked="" type="checkbox"/>	None available	TBC

LAA	Ref	Description	Past performance		Current performance		Trend	On target	Comparison(s)	Next target
			Baseline	Last	Actual	Target				
	NI 198b	Children traveling to school – mode of transport usually used. 5-10 years 11-16 years (car)	20.6% (08/09)	20.6% (08/09)	19.07% (09/10)	None set (09/10)	▼	N/A	None available	TBC
<input checked="" type="checkbox"/>	L3	Local residents who think Middlesbrough is improving (Biennial Neighbourhood Survey)	72 % (2007)	72 % (2007)	74% (2009)	74% (2009)	▲	<input checked="" type="checkbox"/>	None available	N/A

Securing environmental sustainability

LAA	Ref	Description	Past performance		Current performance		Trend	On target	Comparison(s)	Next target
			Baseline	Last	Actual	Target				
	NI 185	CO ² reduction from Local Authority operations	32775 (08/09)	32775 (08/09)	-3.3% (10/11)	-1.5% (10/11)	N/A	<input checked="" type="checkbox"/>	None available	-1.5 (11/12)
	NI 186	Per capita reduction in CO ² emissions in the area	First measurement 09/10		-6.4% (09/10)	-1% (09/10)	▲	<input checked="" type="checkbox"/>	Lower median quartile (08/09)	1% (11/12)
<input checked="" type="checkbox"/>	NI 188	Level of preparedness for climate change (Level 0-4)	Level 0 (07/08)	Level 3 (09/10)	Level 4 (10/11)	Level 4 (10/11)	◀▶	<input checked="" type="checkbox"/>	Top quartile (08/09)	Level 4 (11/12)
	NI 189	Actions to implement flood and coastal erosion risk management plans undertaken satisfactorily	100% (08/09)	100% (09/10)	100% (10/11)	100% (10/11)	◀▶	<input checked="" type="checkbox"/>	Top quartile (08/09)	100% (11/12)
<input checked="" type="checkbox"/>	NI 191	Residual household waste collected per household	900kg (07/08)	794kg (09/10)	790kg (10/11)	790kg (10/11)	▼	<input checked="" type="checkbox"/>	Bottom quartile (08/09)	TBC
<input checked="" type="checkbox"/>	NI 192	Household waste sent for reuse, recycling, composting or anaerobic digestion	15.5% (07/08)	22.9% (09/10)	22.85% (10/11)	26% (10/11)	◀▶	<input type="checkbox"/>	Bottom quartile (08/09)	TBC (11/12)
	NI 193	Municipal waste landfilled	17.35 (07/08)	15.6% (09/10)	17.13% (10/11)	10% (10/11)	▼	<input type="checkbox"/>	Top quartile (08/09)	TBC (11/12)
	NI 194	Reduction in Nox and primary PM10 emissions through local authority's estate and operations.	First measurement 09/10		Data available July	-1.5% (10/11)	N/A	N/A	None available	NI DELETED
<input checked="" type="checkbox"/>	NI 195a	Land and highways with litter below an acceptable level	7% (08/09)	5% (09/10)	8% (10/11)	6.0% (10/11)	▼	<input type="checkbox"/>	Lower median quartile (08/09)	TBC
	NI 195b	Land and highways with detritus below an acceptable level	4% (08/09)	1% (09/10)	2% (10/11)	6.0% (10/11)	▼	<input checked="" type="checkbox"/>	Top quartile (08/09)	TBC
<input checked="" type="checkbox"/>	NI 195c	Land and highways with graffiti below an acceptable level	2 (08/09)	1% (09/10)	1% (10/11)	4.0% (10/11)	◀▶	<input checked="" type="checkbox"/>	Median (08/09)	TBC
	NI 195d	Land and highways with fly-posting below an acceptable level	0 (08/09)	0% (09/10)	0% (10/11)	0% (10/11)	◀▶	<input checked="" type="checkbox"/>	Top quartile (08/09)	TBC
	NI 196	Fly-tipping incidents and enforcements (Level 4-1)	2 (08/09)	1 (09/10)	2 (10/11)	1 (10/11)	▼	<input type="checkbox"/>	Top quartile (08/09)	TBC
	NI 197	Local Sites where positive conservation management underway	35% (08/09)	35% (09/10)	47% (10/11)	45% (10/11)	▲	<input checked="" type="checkbox"/>	Upper median quartile (08/09)	52% (11/12)

LAA	Ref	Description	Past performance		Current performance		Trend	On target	Comparison(s)	Next target
			Baseline	Last	Actual	Target				
	NI 199	Children and young people satisfied with parks and play areas (TellUs Survey)	41% (08/09)	41% (08/09)	46.3% (09/10)	None set	▲	N/A	Lower median quartile (08/09)	Deleted
<input checked="" type="checkbox"/>	L5	Local residents satisfied with parks and open spaces (Place Survey)	First measured 08/09		73% (08/09)	N/A	N/A	N/A	None available	80% (2010)

Fit for purpose

LAA	Ref	Description	Past performance		Current performance		Trend	On target	Comparison(s)	Next target
			Baseline	Last	Actual	Target				
	NI 014	Proportion of the Council's customer contacts that was avoidable	12.3% (08/09)	12.3% (08/09)	11.2% (09/10)	12.3% (09/10)	▲	<input checked="" type="checkbox"/>	Top quartile (08/09)	Deleted
	NI 140	Fair treatment by local services (Place Survey)	N/A	N/A	45.92 (08/09)	59% (08/09)	N/A	<input type="checkbox"/>	Upper median quartile (08/09)	Deleted
	NI 179	Value for money – total net value of ongoing cash-releasing value for money gains that have impacted since the start of the 2008/09 financial year (cumulative total, £000s)	9,025 (08/09)	17,040 (09/10)	26.957 (e) (Oct 10/11)	18.414 (10/11)	▲	<input checked="" type="checkbox"/>	Top quartile (08/09)	Deleted
	NI 180	Number of changes in circumstance which affect customers' HB/CTB entitlement within the year per 1,000 caseload	1372.6 (08/09)	1568 (Apr-Nov 09/10)	2402.5 (09/10)	2003 (09/10)	▲	<input checked="" type="checkbox"/>	Top quartile (08/09)	Deleted
	NI 181	Days taken to process Housing Benefit/Council Tax Benefit new claims and change events	11.07 (08/09)	9.7 (09/10)	11.03 (10/11)	13.5 (10/11)	▼	<input type="checkbox"/>	National average: 14.2 (Q2 09/10)	N/A
	BV 009	Council Tax collected in year	95.1% (08/09)	95.7% (09/10)	95.9% (10/11)	96.0% (09/10)	▲	<input checked="" type="checkbox"/>	None available	96.0% (11/12)
	BV 010	Business Rates collected in year	98.3% (08/09)	99.4% (09/10)	99.3% (10/11)	99.0% (10/11)	▼	<input checked="" type="checkbox"/>	None available	99.0% (11/12)
	BV 011a	Top 5% of earners that are women	52.92% (08/09)	52.23% (09/10)	50.40% (10/11)	53.50% (10/11)	▼	<input type="checkbox"/>	None available	52% (11/12)
	BV 011b	Top 5% of earners from BME communities	1.6% (08/09)	0.78% (09/10)	0.59% (10/11)	1.60% (10/11)	▼	<input type="checkbox"/>	None available	0.62% (11/12)
	BV 011c	Top 5% of earners that are disabled	3.3% (08/09)	4.46% (10/11)	2.41% (10/11)	4.5% (10/11)	▼	<input type="checkbox"/>	None available	2.60% (11/12)
	BV 012	Average days sickness absence per employee	9.3 days (08/09)	9.6 (09/10)	8.46 (10/11)	9.3 days (10/11)	▲	<input checked="" type="checkbox"/>	None available	8 days (11/12)
	BV 016a	Employees with a disability	2.6% (08/09)	2.92% (09/10)	2.64% (10/11)	2.7% (10/11)	▼	<input type="checkbox"/>	None available	2.7% (11/12)
	BV 017a	Employees from BME communities	2.7% (08/09)	2.91% (09/10)	3.08% (10/11)	2.95% (10/11)	▲	<input checked="" type="checkbox"/>	None available	3.15% (11/12)

LAA	Ref	Description	Past performance		Current performance		Trend	On target	Comparison(s)	Next target
			Baseline	Last	Actual	Target				
	BV 156	Council buildings accessible and suitable for disabled people	61.1% (08/09)	68.05% (09/10)	70.83% (10/11)	70% (10/11)	▲	<input checked="" type="checkbox"/>	None available	75% (11/12)
	BV 78a	Number of days for processing new housing/council tax benefits claims.	20.7 days (08/09)	18.85 days (09/10)	20.9 days (10/11)	26 days (10/11)	▼	<input checked="" type="checkbox"/>	None available	26 Days (11/12)
	BV 78b	Number of days for processing notification of changes of circumstances.	8.7 days (08/09)	7.97 days (09/10)	9.19 days (10/11)	13 days (10/11)	▼	<input checked="" type="checkbox"/>	None available	N/A
	BV 79a	Cases for which the calculation of the amount of benefit due was correct on the basis of information available.	109 points (08/09)	153 Points (Q1 10/11)	139 Points (10/11)	151 points (10/11)	▲	<input checked="" type="checkbox"/>	None available	N/A
	KPI BP19	Percentage of recoverable overpayments for Housing Benefits and Council Tax	Not previously measured	35.84% (09/10)	35.84% (10/11)	32% (10/11)	◀▶	<input checked="" type="checkbox"/>	None available	N/A
	Local Target	Proportion of invoices paid within 20 days.	Not previously measured	87.9% (09/10)	91.7% (10/11)	None set	▲	N/A	None available	90.0% (11/12)
	BV 174	Racial incidents recorded by the Council per 100,000 population	123.0 (08/09)	128.7 (09/10)	128.7 (09/10)	None set	N/A	N/A	None available	Deleted
	BV 175	Racial incidents reported to the Council resulting in further action	100% (08/09)	100% (09/10)	100% (09/10)	100% (10/11)	◀▶	<input checked="" type="checkbox"/>	None available	Deleted

Strategic Planned Actions 2010/11

Creating Stronger Communities




Creating Stronger communities Empower local people to have a greater voice and influence over local decision-making and a greater role in public service delivery.



In other Plan(s) ?	Code	Title	Status	On target?	Expected Outcome	Due Date	Assigned To	Latest Note	Date of note
StPI DAP	RG01	Facilitate and support a varied range of 300 local formal consultation/engagement forums	Completed	✔	Action Achieved	31-Mar-2011	Martin Harvey	Quarter Four - 474 Consultation opportunities in 2010/1. 119 local consultation opportunities have been undertaken in Q4	13-Apr-2011
StPI DAP	RG02	Facilitate 35 town-wide opportunities for involvement in practical projects	Completed	✔	Action Achieved	31-Mar-2011	Martin Harvey	Quarter Four - 124 practical projects in 2010/11. 38 practical projects took place in Q4.	13-Apr-2011


Ensure that Middlesbrough is a cohesive and harmonious community where people from different backgrounds get on well together.

In other Plan(s) ?	Code	Title	Status	On target?	Expected Outcome	Due Date	Assigned To	Latest Note	Date of note
StPI DAP	RG04	Facilitate 30 projects/events/initiatives	Completed	✔	Action Achieved	31-Mar-2011	Martin Harvey	Quarter Four - 121 projects carried out in 2010/11. 40 projects were carried out in Q4.	13-Apr-2011
StPI DAP	RG05	Implement the Middlesbrough Community Cohesion Action Plan	Overdue	●	Missing target	31-Mar-2011	Shahda Khan	Quarter Four - A draft MCP Action Plan has been taken to MCP Steering Group meetings and is being amended as appropriate following discussions. A meeting has also taken place with the LSP Manager in regards to the Action Plan.	13-Apr-2011
StPI DAP	RG06	Facilitate 60 town-wide events/activities	Completed	✔	Action Achieved	31-Mar-2011	Martin Harvey	Quarter Four - 32 events /activities during Q4. 129 in total during 2010/11.	13-Apr-2011

	SMP	Prevent Action Plan	Overdue		Action cancelled	31-Mar-2011	Jonathan Bowden	<p>The Preventing Violent Extremism funding was initially reduced and we were subsequently asked to underspend. As a result of this the majority of initiatives that had been planned were withdrawn. The main initiative that was introduced was the with an organisation called EMTEP who were commissioned to deliver a 'beat the stereotypes and integration' project. This project has now been set up. There were initial delays in establishing an appropriate building to deliver the project from but it is now up and running from premises in Woodlands Road. Funding will be provided to support this project until 31.3.11. The plans are that it will then continue but will be self funding.</p> <p>In January 2011 the old Prevent Action Plan was filed and replaced by a new Action Plan which focuses more on the delivery of actions that are contained within the Counter Terrorism Local Profile (CTLP). This new Action Plan is being updated through the Safer Middlesbrough Partnership but the named action owners are responsible for coordinating the activity and updating the plan.</p> <p>The Police are in the process of reviewing the CTLP and are planning for the 2011 refresh. The current intention is that any new plans will follow the recommendations from the CTLP. We are still awaiting the coalition governments Prevent Strategy or whatever is to replace it.</p>	16-Feb-2011
--	-----	---------------------	---------	---	------------------	-------------	-----------------	---	-------------

Improve the quality of life for people in disadvantaged communities, with service providers being more responsive to diverse needs.

In other Plan(s) ?	Code	Title	Status	On target?	Expected Outcome	Due Date	Assigned To	Latest Note	Date of note
StPI	EN01	Money Skills: Deliver a programme providing financial skills to vulnerable groups, with one course provided per quarter	Completed		Action Achieved	31-Mar-2011	Sarah Russell; Sarah While	Quarter 4 - Three further sessions have been undertaken (2x Surestart, 1x Prince's Trust). The total sessions for year = 11, exceeding the target of 4.	14-Apr-2011
StPI	EN02	Actively encourage community engagement and increase resident involvement in their local area	Completed		Action Achieved	31-Mar-2011	Sarah Russell; Sarah While	<p>Quarter 4 - Back Alley Makeovers - During Q4 the makeovers/replanting in 14th March Wake St, Byelands Street, 15th March Kildaire Street, Longford Street, Essex Street (2 sections)</p> <p>Operation Cleansweep - A further Operation Cleansweep was delivered in Hemlington during Q4.</p>	14-Apr-2011



In other Plan(s) ?	Code	Title	Status	On target?	Expected Outcome	Due Date	Assigned To	Latest Note	Date of note
								<p>The week was a success with a number of agencies carrying out additional works in the area. Environmental improvements played a large part during the week with area care teams clearing out bushes and shrubs, deep cleaning pavements and brickwork and planting flowers. An evaluation of week will be carried out in order to measure how successful it was. A total of 3 were completed against a target of 4 for 2010/11.</p> <p>Metz Bridge - The works programme is on target to be completed by the end of May 2011. Groundwork's to the perimeter of the site has been top soiled and grass seeded for the interim until the landscaping can be completed in the Autumn 2011. Individual pitches are completed with utility services, water, drainage, sewerage and electricity ready for connection to amenity blocks. Footpath and access road completed. Delivery of the amenity blocks due mid May 2011. Permanent CCTV camera to be installed.</p>	
StPI	RG03	In consultation with residents and services refresh Neighbourhood Action Plans	Completed		Missing target	31-Mar-2011	Martin Harvey	<p>Quarter Four - The Community Regeneration Service has, over the last nine months, undertaken a service review. Subsequently, this target has not been met and will be taken forward as an action for 2011/12.</p>	13-Apr-2011
DAP									

Creating Stronger communities
Promote regeneration through culture, arts and learning by means of cultural activities that contribute to the quality of life and well-being of individuals and communities.

In other Plan(s) ?	Code	Title	Status	On target?	Expected Outcome	Due Date	Assigned To	Latest Note	Date of note
StPI DAP	RG08	Achieve a total attendance figure of 580,000 at Museums, mima and Cultural activities, events and programmes	Completed	✔	Action Achieved	31-Mar-2011	Kate Brindley	Quarter Four - Q4 Town Hall - 13,563, Theatre - 11695, Events - 0, Arts Dev - 4963 Q4 total = 30221 Cumulative total 10-11 = 381383.	20-Apr-2011
StPI	RG09	Achieve 65% funding leverage against Culture and Tourism budgets	Completed	✔	Action Achieved	31-Mar-2011	Juilett Farrar	Quarter Four - 24,465 - Healthy Towns, 12,000 Youth Music, 1000 Sport Unlimited, 4000 Platform Arts, 700 Dept of Health, 51833 Town Hall WNF - 53% leverage achieved at Q4 (does not include earned income)	20-Apr-2011
StPI DAP	RG10	Maintain library visitor numbers at 648,000	Overdue	●	Missing target	31-Mar-2011	Jen Brittain	Quarter Four - Visits for Q4 146,475. An 8% increase on the last quarter but a 1% decrease on the same period last year. Q4 virtual transactions 3,684 a 4% increase on the last quarter. Overall the annual visitor figures were 52,305 below target at 595,695 which was an 8% decrease on 09-10 figures. However the trend is for virtual transactions with the library service to increase.	20-Apr-2011
StPI DAP	RG11	Achieve 86% overall satisfaction with services in the Children's PLUS survey	Completed	✔	Action Achieved	31-Mar-2011	Jen Brittain	Quarter Four - Achieved- 91% overall satisfaction with service - above target.	20-Apr-2011
StPI DAP	RG12	Introduce a new interpretation system for the Nelson Room, Dorman Museum	Completed	✔	Action Achieved	31-Mar-2011	Phil Philo	Quarter Four - Installed in Q4.	18-May-2011
StPI DAP	RG13	Provide a placement for a BME curatorial fellow throughout 2010/11	Completed	✔	Action Achieved	31-Mar-2011	Kate Brindley	Quarter Four - On target - Curatorial Fellow in post.	20-Apr-2011



Creating Stronger communities
Support the development of an increasingly robust, optimistic and effective Voluntary and Community Sector.

In other Plan(s) ?	Code	Title	Status	On target?	Expected Outcome	Due Date	Assigned To	Latest Note	Date of note
StPI	CF01	Develop a volunteering strategy and action plan to increase the number of people volunteering in the community.	Completed	✔	Action Achieved	31-Mar-2011	Wendy Kelly	Complete	12-Jan-2011

In other Plan(s) ?	Code	Title	Status	On target?	Expected Outcome	Due Date	Assigned To	Latest Note	Date of note
StPI	CF02	Incorporate the implementation of the Middlesbrough Compact into the action plan for developing a thriving third sector.	Completed		Action Achieved	31-Mar-2011	Wendy Kelly	Complete	12-Jan-2011
StPI DAP	RG07	Recruit 50 new volunteers to Community activity	Completed		Action Achieved	31-Mar-2011	Martin Harvey	Quarter Four - Recruited a further 5 volunteers. 158 in total for 2010/11	13-Apr-2011

Creating Safer Communities

Creating Safer Communities Divert young people away from crime and Anti-Social Behaviour (ASB) and reduce the vulnerability of young people to prevent them becoming victims of crime.

In other Plan(s) ?	Code	Title	Status	On target?	Expected Outcome	Due Date	Assigned To	Latest Note	Date of note
	EN03	Reduce perceptions of anti-social behaviour in line with NI 17. Target to achieve a reduction of 2% in line with the national target of 25% (currently 26.9%)	Completed		Action Achieved	30-Jun-2010	Sarah Russell; Sarah While	Quarter 4 - Perceptions of anti-social behaviour continue to reduce following works carried out in areas. This is measured by analysing the results of surveys carried out with local residents. The Action Plan is completed and the sections contained within the plan which are community empowerment, community engagement, feedback to the community and joint working are all now embedded into the work of the neighbourhood safety team and partner agencies.	14-Apr-2011
StPI	EN04	Increase joint working with Trading Standards and Licensing to address alcohol related anti-social behaviour in hot spot locations.	Completed		Action Achieved	31-Mar-2011	Sarah Russell; Sarah While	Quarter 4 - During Q4, 3 further joint operations were carried out with Trading Standards and Licensing, which have included gathering and providing supporting evidence to officers for the application for a license at Mcalls Off-license in Hemlington, a review of license conditions at the Broadway Pub and a joint operation for an alcohol delivery service. The joint working over this past year has resulted in stronger working relationships between neighbourhood safety and trading standards/licensing.	14-Apr-2011



Creating Safer Communities
Divert young people away from crime and Anti-Social Behaviour (ASB) and reduce the vulnerability of young people to prevent them becoming victims of crime.; Neighbourhood Safety

In other Plan(s) ?	Code	Title	Status	On target ?	Expected Outcome	Due Date	Assigned To	Latest Note	Date of note
StPI	SC03	Further develop Tier 4 pathways through peer mentoring and the provision of an accessible information resource.	Completed		Action Achieved	31-Mar-2011	Elise Williamson	<p>Q4 - A new service model has been agreed and is currently out to tender via PCT. This will include Peer Mentor support within its remit.</p> <p>Residential rehabilitation pathways have been improved but the client satisfaction survey showed that clients are not always aware of rehabilitation as an option. This will be supported via a new User Led Service that is currently out for tender and which will ensure that rehab is discussed at all stages of a clients treatment journey.</p>	16-May-2011

Creating Safer Communities
Neighbourhood Safety

In other Plan(s) ?	Code	Title	Status	On target?	Expected Outcome	Due Date	Assigned To	Latest Note	Date of note
StPI	EN05	Increase neighbourhood confidence and feeling of safety in line with the Government's 'Safe and Confident Neighbourhood' Strategy by monitoring and evaluating response to fly tips, graffiti and needles.	Completed		Action Achieved	31-Mar-2011	Sarah Russell; Sarah While	<p>Quarter 4 -</p> <p>Performance continues as previously reported, monitoring and evaluation of this action is carried out on a weekly basis by the BDP Unit with service promises for the following; needles within 2 hours, fly tips within 24 hours, graffiti within 2 days unless offensive then 24 hours. All contribute towards achieving the outcomes of the strategy with targets of 100% in response times; the level of performance is between 98% and 100%.</p> <p>Instances of fly tipping remain fairly constant and whilst regular resources are deployed to responding to reported fly tips it is not considered to be a major issue within Middlesbrough. Recently introduced charging for non domestic junk jobs have seen no noticeable increase in fly tips.</p>	26-Apr-2011





Creating Safer Communities
Reduce repeat victimisation

In other Plan(s) ?	Code	Title	Status	On target?	Expected Outcome	Due Date	Assigned To	Latest Note	Date of note
StPI	SC01	Ensure (VAWG) Violence against Women and Girls strategy is fully implemented within Middlesbrough	Completed		Action Achieved	31-Mar-2011	Elise Williamson	Q4 - The DV Strategy was approved by the LSP in March 2011 and is now being coordinated through the multi-agency Domestic Violence Strategy Group. The relevant actions for 2011/12 are now contained within the refreshed Safer Middlesbrough Partnership Combined Delivery Plan	16-May-2011
StPI	SC02	Improve processes for dealing with victimisation of vulnerable groups, including needs assessment for vulnerable groups, improved engagement with vulnerable people's services and the development of an action plan to address findings.	Completed		Action Achieved	31-Mar-2011	Elise Williamson	Q4 - The Repeat Victim Case Group and associated process are now established and operating effectively. Processes are currently being established to make use of the Flare database to identify repeat victims across all Environment departments within the Local Authority. This is necessary to ensure that the most vulnerable people are identified through sharing information between departments. These actions are now included in the Safer Middlesbrough Combined Delivery Plan 2011/12.	16-May-2011





Support children and young People

ECM1 - Be Healthy








In other Plan(s) ?	Code	Title	Status	On target ?	Expected Outcome	Due Date	Assigned To	Latest Note	Date of note
StPI DAP	CF03	Increase the number of sport and physical activity sessions offered during school summer holiday period from 40 to 50 to promote more active lifestyles and improve health outcomes for young people.	Completed	✔	Action Achieved	31-Mar-2011	Karla Huddart	56 extended schools activities during February half term	11-Apr-2011
StPI	CF04	Support schools in promoting physical activity and healthy lifestyles in line with the health and well-being programme funded by the Big Lottery fund	Completed	✔	Action Achieved	31-Mar-2011	Karla Huddart	472 pupils participated in out of school activities during February half term	11-Apr-2011
StPI DAP	CF05	Increase the number of schools involved in the Cooking Together programme for children and their parents from 12 to 20 to promote healthy eating habits and improve health outcomes for young people.	Completed	✔	Action Achieved	31-Mar-2011	Janette Bainbridge	29 schools engaged in the programme, and 20 have so far completed running at least one club. A total of 235 families have participated and the numbers are still rising, as some clubs are continuing from phase 3. Evaluation feedback has demonstrated positive outcomes relating to- cooking skills, attitudinal change and improved confidence and self-esteem. In depth evaluation by PCT is in progress. Funding stream discontinued.	12-Apr-2011
StPI DAP	CF06	Increase the number of schools and youth clubs running a Hoop-Hop club from 10 to 20 and organise a Hoop-Hop Festival targeting 100 participants to promote more active lifestyles and improve health outcomes for young people.	Completed	✔	Action Achieved	31-Mar-2011	Janette Bainbridge	In total there have been 3 training sessions and 67 have been trained to run sessions. Teachers, youth workers and others in the community, such as a local dance organisation, and some school sports leaders have been trained and provided with a set of hoops, a CD, a DVD and session plans. Hoop hop is taking place across schools in Middlesbrough in clubs, break times and lunchtime activities.	12-Apr-2011
StPI	CF07	Train 95% of school co-ordinators in the new enhanced Healthy School model, enabling schools to develop an outcomes-based model to support local priorities, including tackling obesity.	Completed	✔	Action Achieved	31-Mar-2011	Janette Bainbridge	The majority of Cohort One schools have chosen Emotional Health and Well Being as their targeted area and are being supported by the Tamhs project.	12-Apr-2011







In other Plan(s) ?	Code	Title	Status	On target ?	Expected Outcome	Due Date	Assigned To	Latest Note	Date of note
StPI	CF08	Work with Middlesbrough and Redcar & Cleveland Community Services (primary care health trust) to promote, and increase the take up of, the UNICEF "Baby Friendly" accreditation.	Overdue		Action cancelled	31-Mar-2011	Lynn Lang	Children's Centres unable to become UNICEF Baby Friendly separately. Working with health colleagues to ensure that consistent messages are provided to the community of Middlesbrough regarding the benefits of breastfeeding.	04-Apr-2011
StPI DAP	CF09	Highlight the benefits of breastfeeding during breastfeeding awareness week in May to improve health outcomes for very young children.	Completed		Action Achieved	31-Mar-2011	Lynn Lang	Children's Centres worked with Health colleagues to promote breastfeeding during Breastfeeding awareness week in May.	06-Apr-2011
StPI DAP	CF10	Develop a transitions database to support the work of the multi-agency Transitions team in identifying levels of need and improving service provision to support young people with disabilities.	Overdue		Action Achieved	31-Mar-2011	David David	Second data feed completed following addition of new functionality and workflow training. New structure built for user testing.	11-May-2011
StPI DAP	RG37	mima to work in partnership with BAL TIC Centre to promote a healthy lifestyle amongst young people.	Completed		Action Achieved	31-Mar-2011	Kate Brindley	Quarter Four - completed in Q2.	20-Apr-2011

ECM2 - Stay Safe
Cannot group these rows by Priority

In other Plan(s) ?	Code	Title	Status	On target?	Expected Outcome	Due Date	Assigned To	Latest Note	Date of note
StPI	CF11	Strengthen the front of house arrangements for children's social care by developing a multi-disciplinary team to act as the first point of contact to: -	Completed		Action Achieved	31-Mar-2011	Neil Pocklington	The 'Front of House' team has been agreed, key Team members including a Team Manager have been identified and are now in the process of setting up the team in new accommodation at the MTLC. There is a delay installing IT and Comms and it is anticipated that the Team will be operational during March 2011	11-Apr-2011
StPI	CF12	Improve the quality of support provided to families by increasing the use family group conferences.	Completed		Action Achieved	31-Mar-2011	Neil Pocklington	A FGC Co-ordinator is now in post and FCG Conferences are taking place	11-Apr-2011
StPI	CF13	Strengthen local arrangements for the delivery of the Common Assessment Framework to improve early interventions, reducing the number of looked after children and children subject to a child protection plan.	Completed		Action Achieved	31-Mar-2011	Kelly Reynolds	Briefing sessions have been continuing and have now been delivered to over 200 practitioners, across the 3 sectors, including agencies key to identifying hidden harm issues. The CAF process is being integrated into the new First Contact Team process to ensure a seamless service for young people and families coming to the attention of Middlesbrough Children's Services.	13-Apr-2011
DAP									
StPI	CF14	Identify the technology options for developing an on-line referral process with schools and other agencies for children considered at risk of going missing from education, to improve the targeting of support work	Overdue		Action cancelled	31-Mar-2011	Colette Rose	Changes made by DfE to the guidance on young people missing from education has narrowed the focus to only those young people who are missing from the education system. Consequently, local arrangements will change to to ensure they comply with the new guidance and a referral tool for those young people at risk is no longer required.	30-Sep-2010

ECM3 - Enjoy & Achieve

In other Plan(s) ?	Code	Title	Status	On target?	Expected Outcome	Due Date	Assigned To	Latest Note	Date of note
StPI	CF15	Communication, Language & Literacy (CLLD) support & Every Child a Talker (ECaT) support for targeted schools/settings to raise attainment in CLLD. .	Completed		Action Achieved	31-Mar-2011	Angela Downing	30 settings in ECaT programme have shown a decrease in the number of children 'At Risk' from language delay and an increase in the number at age related and above expectations. Staff are upskilled in having quality interactions with children. ECaT funding has ended and therefore Consultant support to settings is at an end. Targeted support for CLLD has lead to an increase in the percentage of pupils scoring 6+ across all aspects of CLLD. 50% of children achieved 6+ across all aspects of CLLD an increase of 3.2% on 2009.	21-Sep-2010
DAP									
StPI	CF16	Targeted support for new CLLD Leads to drive programme in all schools to increase the number of children achieving the expected age related phonic phase.	Completed		Action Achieved	31-Mar-2011	Angela Downing	CLLD leads continue to receive support from the General Adviser 0-7. CLLD attainment continues to improve in EYFSP outcomes.	12-Jan-2011
StPI	CF17	Moderation of 100% schools for EYFSP to ensure consistency and security of judgements particularly where children are scoring between 1 & 3 scale points across all aspects.	Completed		Action Achieved	31-Mar-2011	Angela Downing	100% of schools were moderated leading to secure judgements and secure data. QCDA validated our moderation planning and evaluation and consider our systems and data to be robust. 100% moderation will continue for 2011.	12-Jan-2011
StPI	CF18	Early years consultants to work with targeted schools to improve the quality of provision and skills of EYFS Leaders in identifying and tracking under performing groups of pupil in order to raise attainment in EYFSP.	Completed		Action Achieved	31-Mar-2011	Angela Downing	Support is given to high priority schools and through network and cluster meetings due to the reduction of EY Consultants.	12-Jan-2011
DAP									
StPI	CF19	Deliver the Primary Strategy for Change Programme	Overdue		Missing target	31-Mar-2011	David David	Delays on Berwick Hills and Beechwood Primary Schools	13-May-2011
Sub actions CF19									
	CF82	New multi-use dining hall with production kitchen and multi-use games area at Archibald Primary School	Completed		Action Achieved	31 Mar 2011	Julie Cordiner	Works complete November 2010. Now in retentions	20 Jan 2010
	CF83	New 315 place school to replace Berwick Hills Primary School	Overdue		Missing Target	31 Mar 2011	Julie Cordiner	Contract started on site March 2010. Project is progressing well. Slight delay currently on project, but Contractor is confident that this time can be made back. Contractor currently reviewing programme. Contract completion Sept 2011. Anticipated completion Sept 2011	20 Jan 2010

In other Plan(s) ?	Code	Title	Status	On target?	Expected Outcome	Due Date	Assigned To	Latest Note	Date of note
	CF84	Refurbish and extend Beechwood Primary School as a single school to service Beechwood/Marton Grove catchment area	Overdue		Missing Target	31 Mar 2011	Julie Cordiner	Contract started on site May 2010. Phase project. Project has experienced delays (due to asbestos removal / working on an occupied site / weather conditions). Contract completion September 2011. Anticipate a delay in completion date, awaiting Contractors revised programme for discussion / consideration (to include an anticipated completion date). (Further asbestos removal works are part of future phases on this contract, they may cause further delays)	20 Jan 2010
	CF96	Reduce barriers to accessing school buildings by completing an agreed programme of DDA projects funded through the Access Initiative and Primary Strategy for Change (PSFC)			Action cancelled	31 Mar 2011	Julie Cordiner	All planned projects were cancelled following the outcome of the Spending Review	20 Jan 2010
StPI	CF20	Maximise the effective use of Middlesbrough's response to the World Class primary Programme with particular emphasis on schools below floor targets and schools where progress is slow or inconsistent	Overdue		Action cancelled	31-Mar-2011	Andrew Mackle	The World Class Primary Programme was withdrawn when a new government was appointed in May 2010. Support plans for schools below floor targets continued, however, and no primary schools were below the floor targets in the 2010 outcomes.	12-Jan-2011
StPI DAP	CF21	Targeted and focused use of National Strategy programmes to ensure impact at school, classroom and individual levels, including targeted work to support vulnerable groups that are underperforming	Completed		Action Achieved	31-Mar-2011	Andrew Mackle	Improved performance for pupils noted in relation to Every Child a Reader (EcaR), Every Child can Count (ECC) and Every Child a Writer (ECaW). Also accelerated progress for most pupils on 1:1 tuition.	12-Jan-2011
StPI	CF22	Introduction and delivery of quality standards to develop stronger management systems (SMS) in primary schools	Overdue		Action cancelled	31-Mar-2011	Andrew Mackle	Stronger Management Systems not introduced as National Strategies disbanded in March 2011. However, approx 80% of our primary schools have a good or better Ofsted judgement for the effectiveness of leadership and management. A contributory factor has been the support of the Achievement Team to targeted schools.	12-Jan-2011
StPI	CF23	Deliver the Building Schools for the Future Programme	Completed		Action Achieved	31-Dec-2012	David David	Action achieved.	09-Aug-2010

In other Plan(s) ?	Code	Title	Status	On target?	Expected Outcome	Due Date	Assigned To	Latest Note	Date of note
Sub actions CF23									
	CF100	Provide a new build secondary school for the Catholic community	Assigned	✔	Action Achieved	06 Dec 2011	David David	The new school opened in September 2010.	12 May 2011
	CF101	Ensure a representative mix of ethnicity in publicity material for the Building Schools for the Future project	Completed	✔	Action Achieved	31 Dec 2012	Rachel Steel	A representative mix of ethnicity is always considered in publicity material for the BSF project.	17 Jan 2011
	CF102	Reduce barriers to accessing secondary and special school buildings under the Building Schools for the Future	Completed	✔	Action Achieved	31 Dec 2010	Rachel Steel	The fourth school in the BSF programme, Ashdale, opened in November 2010. This, like all the others in the programme, is DDA compliant. Plans for the final scheme, Oakfields Community College, are now finalised and the scheme has started on site.	17 Jan 2011
	CF24	Ensure the effectiveness of the National Challenge programme to raise their achievement at 5+ A-C including English and maths to at least 30% by the end of the 20010-11 including targeted work to support vulnerable groups that are underperforming.	Completed	✔	Action Achieved	31 Mar 2011	Kevin Buckle	All local authority schools in National Challenge have achieved results above the 30% floor target: Hall Garth – 31.25% Kings Manor – 31% Ormesby – 32.5%	20 Sep 2010
StPI	CF24	Ensure the effectiveness of the National Challenge programme to raise their achievement at 5+ A-C including English and maths to at least 30% by the end of the 20010-11 including targeted work to support vulnerable groups that are underperforming.	Overdue	✔	Action Achieved	31-Mar-2011	Kevin Buckle	All local authority schools in National Challenge have achieved results above the 30% floor target: Hall Garth – 31.25% Kings Manor – 31% Ormesby – 32.5%	20-Sep-2010
DAP									
StPI	CF25	Support local authority schools in the Gaining Ground project by increasing School Improvement Partner deployment, promoting partnership with a "good to great" school and providing targeted resources for improvement	Completed	✔	Action Achieved	31-Mar-2011	Kevin Buckle	Partnership between Trinity CC and St John's school in Bishop Auckland has been successfully established £32k grant has been passported to Trinity CC Up to 8 extra SIP days have been negotiated. Despite all of this Trinity CC is still 7% below the FFTD indicator for 5A-C (+E&M)	20-Sep-2010
StPI	CF26	Engage and target advisory teacher / AST support for core subjects so that KS4 results in English and maths improve further	Overdue	✔	Action Achieved	31-Mar-2011	Kevin Buckle	The English AST has been using outreach / in reach support to consolidate the amalgamation of Hall Garth and Kings Manor Schools, to ensure pupil progress is maintained.	14-Jan-2011

In other Plan(s) ?	Code	Title	Status	On target?	Expected Outcome	Due Date	Assigned To	Latest Note	Date of note
StPI	CF27	Restructure school improvement support to schools to develop an increased focus on assessment and pupil progress, including targeted work to support vulnerable groups that are underperforming	Completed	✔	Action Achieved	31-Mar-2011	Kevin Buckle	A general Adviser has been appointed to focus upon assessment and progress and the job roles of other staff in the 11-19 sector have been revised to reflect this priority. A member of staff who transferred from LSC has been deployed to develop support and provision for post-16 young people who are vulnerable. 11-19 Sector staff have been deployed to facilitate work with looked after children and also excluded pupils within the Complementary education settings.	20-Sep-2010
DAP									
StPI	CF28	Evaluate and update Middlesbrough's strategy for the education of looked after children to improve educational outcomes.	Completed	✔	Action Achieved	31-Mar-2011	Andy Dawson; Caroline Kendrick	Complete.	04-Apr-2011
DAP									
StPI	CF29	Ensure that SIP include a focus on each looked after child and report against a set of questions which examine provision, ambition in targets and progress and the impact on any intervention strategies for LAC.	Overdue	✔	Action Achieved	31-Mar-2011	Andy Dawson; Caroline Kendrick	Complete.	04-Apr-2011
DAP									
StPI	CF30	Establish a pupil tracking system which allows regular teacher assessment and test information to be input so that the VSH can monitor progress of all LAC and target support and intervention strategies	Completed	✔	Action Achieved	31-Mar-2011	Andy Dawson; Caroline Kendrick	Complete.	04-Apr-2011
DAP									
StPI	CF31	Ensure effective use of the personal education allowance and monitor the impact of 1:1 tuition for looked after children to address outcome inequalities.	Completed	✔	Action Achieved	31-Mar-2011	Andy Dawson; Caroline Kendrick	The PEA came to an end in April 2011 but LAC continue to receive funding via the Pupil Premium and the amount is £430 each child. LAC continue to be a high priority for schools and all partners and schools will continue to be advised on how to ensure LAC receive targeted intervention, and this will also be continually monitored.	04-Apr-2011
DAP									
StPI	CF32	Ensure that 14 – 19 progression routes for looked after children are both realistic and ambitious, taking into account the full range of options available and with a particular focus on the potential of apprenticeships and diplomas	Completed	✔	Action Achieved	31-Mar-2011	Andy Dawson; Caroline Kendrick	The planning for transition through the 14-19 pathways continues to be part of the existing processes managed through the PEP and the plans supported by Connexions. An evaluation of the actual progression routes that LAC are on is currently being undertaken.	04-Apr-2011
DAP									
StPI	CF33	Develop a team around a school approach to provide support for schools to help tackle attendance issues, with support packages developed where problems have been identified addressing inequalities in outcomes.	Completed	✔	Action Achieved	31-Mar-2011	John O'Boyle	Team Around a School meetings have been held at Easterside and Beechwood Primary Schools. Decision to adopt this model on a wider basis has not been passed by SMT so as not to overlap with a similar approach around the family unit.	13-Apr-2011
DAP									

In other Plan(s) ?	Code	Title	Status	On target?	Expected Outcome	Due Date	Assigned To	Latest Note	Date of note
StPI	CF34	Improve the targeted support and/or challenge provided for parents in tackling persistent absence by: - introducing a new referral pathway for poor/non-attendance to reduce the length of time taken for proceedings against parents to commence	Completed		Action Achieved	31-Mar-2011	John O'Boyle	New protocols between schools and EWO's are currently being trialled. EWO's are part of a Tees Valley CPD network tasked with improving the efficiency of the legal process for fast track prosecutions. The Parenting skills module has not been taken forward.	14-Jan-2011
DAP									

ECM4 - Make a Positive Contribution Cannot group these rows by Priority

In other Plan(s) ?	Code	Title	Status	On target ?	Expected Outcome	Due Date	Assigned To	Latest Note	Date of note
StPI	CF35	Implement a "triage" project in Middlesbrough, working with young people in the police custody suite to engage them in restorative justice interventions	Cancelled		Action cancelled	31-Mar-2011	Sandra Mitchell	Project ended due to ongoing implementation problems.	20-Sep-2010
StPI	CF36	Improve the referral pathways to, and take up of, substance misuse support for young offenders with related problems	Completed		Action Achieved	31-Mar-2011	Sandra Mitchell	Action complete	20-Sep-2010
DAP									
StPI	CF37	Provide brief intervention training for all Youth Offending Service staff in Middlesbrough to improve the identification of, and response to, substance misuse issues amongst young offenders.	Completed		Action Achieved	31-Mar-2011	Sandra Mitchell	Action completed.	14-Jan-2011
DAP									
DAP	CF38	Redevelopment of the Custom House through myplace funding project into a world-class youth facility.	Overdue		Missing target	31-Mar-2011	Wendy Kelly	Work has been delayed due to complications in the redevelopment of the building. scheduled for completion Summer 2011	12-May-2011
StPI	CF39	Increase the number of C-card outlets across Middlesbrough from 29 to 33.	Completed		Action Achieved	31-Mar-2011	Janet Watson	No additional CCard sites have been identified during quarter 2, however there are now 40 CCard sites across Middlesbrough	20-Sep-2010
DAP									
StPI	CF40	Develop a social norms communication plan to deliver clear messages on actual levels of risk-taking behaviours to minimise misperceptions/exaggerated beliefs amongst young people.	Completed		Action Achieved	31-Mar-2011	Janet Watson	COMPLETE – Now ongoing: The work of the tasking and finishing group has now completed a plan. The website is now live at www.the-truth-is.org A face book page is ready to go live but has been delayed due to uncertainty over human resources, caused by the recent cuts in spending. The Truth is Roadshow has now been delivered in 4 schools and is booked in to all other secondary schools. We have successfully bid for £20,000 of funding to continue this project.	11-Apr-2011
DAP									

In other Plan(s) ?	Code	Title	Status	On target ?	Expected Outcome	Due Date	Assigned To	Latest Note	Date of note
StPI	CF41	Review and revise the Fair Access Protocol in consultation with schools.	Completed	✔	Action Achieved	31-Mar-2011	John Smith	Following consultation with primary and secondary school Head Teachers/Principals, revised protocols are now in operation.	12-Jan-2011
StPI DAP	CF42	Increase and improve the involvement of young people and parents / carers in the development of the treatment plan and the continual improvement of substance misuse services.	Completed	✔	Action Achieved	31-Mar-2011	Janet Watson	A parents group and a young people's advisory group continue to meet and are regularly consulted regarding drugs, alcohol and risky sexual a behaviour by teenagers .	20-Sep-2010
StPI DAP	CF43	Ensure the provision of high quality and effective substance misuse education in schools, colleges and informal settings.	Completed	✔	Action Achieved	31-Mar-2011	Janet Watson	This continues as part of the main specialist treatment contract	20-Jan-2011
StPI DAP	CF44	Ensure that effective brief / tier 2 interventions are delivered to young people identified as in need of such interventions and that highly effective treatment pathways are in place.	Completed	✔	Action Achieved	31-Mar-2011	Janet Watson	A rolling program of training continues with a series of Risk and resilience training courses have been circulated. Over 100 professionals have been trained and more will b e trained on future courses	11-Apr-2011
StPI DAP	CF45	Increase the coordination of intelligence led enforcement activity with support and treatment for young people who misuse substances.	Completed	✔	Action Achieved	31-Mar-2011	Janet Watson	Work on this continues through the Drug and Alcohol Development Group	10-Aug-2010





**ECM5 - Achieve Economic Well-being
Cannot group these rows by Priority**

In other Plan(s) ?	Code	Title	Status	On target ?	Expected Outcome	Due Date	Assigned To	Latest Note	Date of note
StPI	CF46	Deliver the September Guarantee and to increase the proportion of young people with a suitable offer of learning to 96%	Completed	✔	Action Achieved	31-Mar-2011	John Keelty	Preparations are underway around the recently received guidelines for the new September Offer for 2011 school leavers.	14-Apr-2011
StPI	CF47	Implement the Pupil and Parent/Carer Guarantee.	Cancelled	✘	Action cancelled	31-Mar-2011	John Keelty	The pupil and parent guarantee were entitlements set out in the Information Advice and Guidance Strategy; Quality Choice Aspiration which was published in 2009 by the previous government. These entitlements are no longer in place.	28-Sep-2010
StPI	CF48	Implement the new January Guarantee.	Overdue	✘	Action cancelled	31-Mar-2011	John Keelty	The 2011 January Guarantee was not implemented by the coalition government.	14-Jan-2011




In other Plan(s) ?	Code	Title	Status	On target ?	Expected Outcome	Due Date	Assigned To	Latest Note	Date of note
StPI	CF49	Provide strong, personalised information and guidance support and track individual young people's outcomes rigorously to narrow the gap towards the national average for young people who are NEET. To achieve the local NEET stretch target of 9.5%	Completed	✔	Action Achieved	31-Mar-2011	John Keelty	All young people who are NEET or Not Known are currently being followed up and offered personalised Information, Advice and Guidance (IAG) to progress into suitable learning opportunities. IAG is delivered in a range of different ways to meet the needs of young people and includes evening work and home visits. All young people have a named Personal Adviser and targeted support is offered to young people within vulnerable groups. The Stretch Target which was set at 9.5% was achieved at 9.3% which is the best performance during the life of the LAA.	14-Apr-2011
StPI	CF50	Work in partnership with schools and colleges to implement the information and guidance strategy, Quality Choice and Aspiration and the statutory guidance, Impartial Careers Education.	Completed	✔	Action Achieved	31-Mar-2011	John Keelty	The Autumn term reviews have been completed with positive feedback from schools and colleges. We are on course to hit the targets set out in the Partnership Agreements. Spring term reviews are underway along with planning for the summer term. This work is vital in terms of early intervention for vulnerable young people and those who are more likely to become NEET..	14-Apr-2011
StPI	CF51	Mainstream the Working Neighbourhood Funded long-term NEET reduction project to sustain and absorb best practice. --	Completed	✔	Action Achieved	31-Mar-2011	John Keelty	The Working Neighbourhood Funded project is now complete and a succession strategy has been implemented. There have been benefits in terms of working practices developed around the way in which young people are followed up and supported.	14-Apr-2011
StPI DAP	CF52	Work with Connexions through the 14-19 Partnership to prepare for RPA and commission appropriate provision for those not engaging in EET to meet government schedule and targets	Overdue	📦	Revised target	31-Mar-2011	Linda Harries	The RPA Strategy has been out for consultation and is now in the final stages of production to meet Government's revised target and timeline.	12-Jan-2011
StPI DAP	CF53	Continue to develop the 14 to 19 curriculum to meet individual learner need, reducing inequalities in outcomes for vulnerable groups. Increase Diploma recruitment and ensure that the same offer is made available to all learners across the LA.	Overdue	✔	Action Achieved	31-Mar-2011	Linda Harries	Diploma take up increased from 120 to 280 year on year	11-May-2011
StPI DAP	CF54	Complete a comprehensive child poverty needs assessment to inform service planning and provision, improving access to services for the most disadvantaged young people.	Completed	✔	Action Achieved	31-Mar-2011	Jan Douglas	The needs assessment has been developed and will inform the child poverty strategy which will be developed early 2011/12	07-Feb-2011


Adult Health and Wellbeing

Promoting adult Health and Well-being, Tackling Exclusion and Promoting Equality
Ensure that the gap is closed between levels of health of Middlesbrough residents and the national average, as well as the gap between priority neighbourhoods and the Middlesbrough average.

In other Plan(s) ?	Code	Title	Status	On target ?	Expected Outcome	Due Date	Assigned To	Latest Note	Date of note
StPI	EN06	East Middlesbrough Pitch Provision Artificial Turf Pitch (ATP) replacement at Southlands Leisure Centre and replacement of grass pitches at Unity City Academy.	Overdue		Missing target	31-Dec-2010	Sarah Russell; Sarah While	Quarter 4 - Tenders have been returned to undertake the work but are above the projected budget. The service is in the process of working with Surfacing Standards to identify possible economies in the project. The shortfall of £50,000 needs to be realised and meetings are in place to progress this.	15-Apr-2011
StPI	EN07	Develop policy relating to Department of Culture, Media and Sport free swimming funding (funding ceases March 2011).	Completed		Action Achieved	31-Dec-2010	Sarah Russell; Sarah While	Quarter 4 -Action achieved at Q3 - Very good uptake of Family swimming at promotional rates - participation levels now exceeding those achieved with previously free sessions. Promotion pricing structures are in place to encourage a good uptake by young people in holiday periods.	15-Apr-2011
StPI	EN08	Host a number of health related events which encourage community participation.	Completed		Action Achieved	30-Sep-2010	Sarah Russell; Sarah While	Quarter 4 - Skyride held Sunday August 15th 2010. Teespride 10km and PCT 3KM Fun Run and Elite Mile held on Sept 5th 2010 with over 4,000 participants. All events have been successfully completed and planning is in place for the 2011 events portfolio.	15-Apr-2011
StPI	EN09	Redevelopment of Changing Village at the Rainbow Leisure Centre	Completed		Action Achieved	31-Mar-2011	Sarah Russell; Sarah While	Quarter 4 - Work is now programmed for November / December 2011 to coincide with lowest usage times. Work will be phased to minimise disruption to the service. There will be a full reopening at the beginning of January in readiness for the New Year peak.	15-Apr-2011

Promoting adult Health and Well-being, Tackling Exclusion and Promoting Equality
Ensure that the gap is closed between levels of health of Middlesbrough residents and the national average, as well as the gap between priority neighbourhoods and the Middlesbrough average.

StPI	EN10	Complete the Middlesbrough Healthy Town programme, producing quarterly performance reports to Programme Board delivering 38 projects running throughout 2010/11.	Completed		Achieved but later than target date	31-Mar-2011	Jeff Duffield; Sarah Russell; Sarah While	Quarter 4 - The Healthy Town programme has been completed with enhancements, revisions and modifications during the year which were all approved by the Programme Board, funding bodies and the Department of Health. During the year, four new projects were added to the programme. An agreed exit strategy will mean that £84,000 (approx) of the £9 million programme will be spent in 2011/12 which is to the benefit of the local community. Five current and merged projects (Cycling for Health, Community Food Growing, Community for Health grants, Mini Health Trainers and Vocational Training in Horticulture), have been extended for up to two years with external partners and the funding allocations have been made. CPS and the Health and Wellbeing commissioning group will oversee delivery and performance. The flagship Middlesbrough Cycle Circuit was completed within the financial year to an upgraded specification and opened by the Mayor in March 2011. The core staff, namely the programme manager and project officer has been given extended contracts until 31/5/11 to ensure that the programme is effectively closed down to meet DoH reporting requirements. A 'programme evaluation' report will be produced by Durham University and an 'end of programme report' by the programme manager for distribution within the council and partners.	01-Apr-2011
StPI	EN11	Produce a Food Sustainability Action Plan for Middlesbrough in partnership with Middlesbrough Environment City and NHS Middlesbrough	Completed		Action Achieved	31-Dec-2010	Jeff Duffield; Sarah Russell; Sarah While	Quarter 4 - An Action Plan has been produced by Middlesbrough Environment City and partners to identify a framework of shared town wide actions. The Action Plan will be presented for Executive member consideration in Q1 of 2011/12.	01-Apr-2011
StPI	SC18	Reducing levels of unemployment amongst alcohol users in treatment by improving referral and take up rates of clients from the 'Support for Change' programme	Overdue		Action cancelled	31-Mar-2011	David Jackson	Q4 - The Support for Change team were de-commissioned in January 2011 as they had not met expected levels of performance. Improved referral processes between our commissioned services and Job Centre + are expected to meet the needs of more clients. In addition to this, a new Service User Recovery and Engagement team will be operational from Qtr 2 of 2011/12 and they will have employment-related targets and activities as part of their remit.	16-May-2011

StPI	SC19	Establish an Alcohol Early Implementers Steering Group, including representation from the Acute Trust and improve carers profile in line with the Carers Strategy	Completed		Action Achieved	31-Mar-2011	David Jackson	<p>Q4 - A Teeswide scheme has now been agreed with the PCTs to tackle alcohol admissions into the Acute trust. The Primary Alcohol and Drugs Service (PADS) which works within A&E has recruited additional nursing posts and now carries out detailed analysis related to frequent alcohol admission patients. Due to complications re recruiting an analyst post in the current financial climate the post is only just being recruited into. This will now be via a third sector provider. This will all now be managed via the multi agency steering group.</p> <p>Families First have continued to develop the carers strategy and support system. There are now regular carer support group meetings and the carers have an identified resource space in Families First building. As of October 2011 Carer support will be transferred to a new provider, this is currently out to tender via PCT.</p>	16-May-2011
------	------	---	-----------	---	-----------------	-------------	---------------	---	-------------


Promoting adult Health and Well-being, Tackling Exclusion and Promoting Equality
Ensure that, when people fall ill, they receive safe and effective services, when and where they need help and are empowered in their choice.

In other Plan(s) ?	Code	Title	Status	On target ?	Expected Outcome	Due Date	Assigned To	Latest Note	Date of note
StPI	RG35	Review and update the Staying Put Agency's procedures	Completed		Action Achieved	31-Mar-2011	suzanne hodge	Quarter Four - The Agency completed the review of policies and procedures in September and received the Foundations 'Quality Mark' award. The Agency was found to have robust policies and procedures in place and the assessment did not identify any points for immediate action. In addition the Agency have also received 'Trustmark' accreditation for the delivery of the MMAMS handyman service.	12-Apr-2011
DAP									
StPI	RG38	Reduce waiting times for major adaptations to 23.1 weeks.	Completed		Action Achieved	31-Mar-2011	suzanne hodge	Quarter Four - Waiting time for major adaptations is currently 10 weeks.	12-Apr-2011
DAP									
StPI	RG39	Deliver 93% of equipment and minor adaptations within seven days.	Completed		Action Achieved	31-Mar-2011	suzanne hodge	Quarter Four - The current delivery time this quarter is 98%. The Agency, in conjunction with Social Care, have introduced the provision of self referral for customers which will further reduce waiting times.	12-Apr-2011
DAP									
StPI	SC09	Introduce user led quality assessments of enablement and support services and non-older person's residential care	Completed		Action Achieved	31-Mar-2011	Tony Parkinson	Q4 - Quality Audit tool for all day care services developed for the region by Middlesbrough. Tool has been agreed and implemented. Audit tools developed for enablement and support – not linked currently to price as this may increase costs and enablement & support framework contract due for re-tender this year. Quality audit and outcomes will be built into new framework. Audit tool developed for physical disabilities residential care – again not linked to price due to cost implications for the authority	13-May-2011
DAP									
StPI	SC10	Implement arrangements to create access to Universal Information, Advice and Advocacy	Overdue		Missing target	31-Mar-2011	Tony Parkinson	Q4 - The strategy is in the final stages of preparation/agreement with VCS partners. Dedicated officer to drive forward over the next 12 months now in place Behind timescale but no significant impact on Dept or the public	13-May-2011
StPI	SC11	Develop Commissioning plans for all client groups (older people, physical disabilities, learning disabilities, mental health) which include approaches to increasing early intervention/preventative services	Completed		Action Achieved	31-Aug-2010	Tony Parkinson	Q4 - Draft strategy plans developed – further work to be completed to ensure plans link with JSNA development and strategic development with GP consortia. Revised date November 2011 No operational impact as Key Mechanism for considering them will be GP Consortia	13-May-2011
DAP									





In other Plan(s) ?	Code	Title	Status	On target ?	Expected Outcome	Due Date	Assigned To	Latest Note	Date of note
StPI DAP	SC12	Ensure carers remain engaged in planning and development of key priorities to ensure actions are designed based on a sound understanding of their needs	Completed	✔	Action Achieved	31-Mar-2011	Ruth Hicks	Complete	16-May-2011
StPI DAP	SC13	Implement the agreed priorities in the Carers Strategy Action Plan 2009	Completed	✔	Action Achieved	31-Mar-2011	Ruth Hicks	Q4 - The Carers Network link directly with the Carers Partnership. In addition, Carer Events take place on a quarterly basis.	16-May-2011
StPI DAP	SC14	Improve access to a range of carers support and improve respite and personalised support	Completed	✔	Action Achieved	31-Mar-2011	Ruth Hicks	Q4 - Carers Respite services are provided in a range of ways, which have been expanded following detailed consultation on this issue.	16-May-2011
StPI DAP	SC15	Implement the multi agency action plan to deliver the National Dementia Strategy objectives	Completed	✔	Action Achieved	31-Mar-2012	Ruth Hicks	Q4 - The Local Plan has been implemented and is monitored quarterly by the OPMH Wellbeing Partnership.	16-May-2011
StPI	SC16	Develop Community Stroke rehabilitation services in partnership with NHS organisations	Overdue	✘	Action cancelled	31-Mar-2011	Phil Dyson	Q4 - The position did not change as no funding was made available nor is it likely to be in the current climate.	13-May-2011
StPI	SC17	Develop contingency plans to deal with ending of Stroke Grant in March 2011 in partnership with the PCT	Completed	✔	Action Achieved	31-Mar-2011	Phil Dyson	Q4 - Agreement was reached for the stroke co-ordinator posts to continue on a permanent basis.	13-May-2011






Promoting adult Health and Well-being, Tackling Exclusion and Promoting Equality
Help promote health, well-being, independence, inclusion and choice.

In other Plan(s) ?	Code	Title	Status	On target ?	Expected Outcome	Due Date	Assigned To	Latest Note	Date of note
StPI DAP	SC04	Implement telecare/telehealth projects and monitor outcomes to help people with a disability remain in their homes for longer	Completed	✔	Action Achieved	31-Mar-2011	Phil Dyson	Q4 - The evaluation of the projects was undertaken and reports were compiled on each of them. The learning from these will be taken forward in planning for telecare in 2011/12.	13-May-2011
StPI DAP	SC05	Extend the availability of Personal Budgets to all client groups with 30% of eligible users being in receipt of a Personal Budget	Overdue	✔	Achieved but later than target date	31-Mar-2011	Tony Parkinson	Q4 - Greater than 30% of eligible users in receipt of a personal budget as at 31st March 2011 Action Complete	26-May-2011
StPI	SC06	Establish Local Area Co-ordination within two wards and evaluate the impact on the new way of working.	Overdue	●	Missing target	31-Mar-2011		Q4 - Timescales for evaluation has slipped to June 2011.	26-May-2011
StPI DAP	SC07	Increase the number of young people in transition offered person-centred planning or self-directed support from 9 to 15, through the implementation of the Transitions Team.	Completed	✔	Action Achieved	31-Mar-2011	Ruth Hicks	Complete	16-May-2011

In other Plan(s) ?	Code	Title	Status	On target ?	Expected Outcome	Due Date	Assigned To	Latest Note	Date of note
StPI	SC08	Introduce personal budgets for carers as part of the Personal Budget Implementation Plan	Overdue		Missing target	31-Mar-2011	Tony Parkinson	<p>Q4 - Regional work ongoing in relation to carers PB's – currently being led by Hartlepool, focussing on the development of a RAS. Middlesbrough learning from this work, services for carers still being developed however policy required in relation to eligibility as funding is minimal so guidelines on access will be required. Focus group with carers to develop this.</p> <p>Delays protect Dept from potential financial risks/pressures. Carers continue to receive commissioned services in the interim.</p>	13-May-2011
DAP									



**Promoting adult Health and Well-being, Tackling Exclusion and Promoting Equality
Improve the quality of life for vulnerable people living in Middlesbrough.**




In other Plan(s) ?	Code	Title	Status	On target?	Expected Outcome	Due Date	Assigned To	Latest Note	Date of note
StPI	SC20	Establish a performance framework for the Tees-wide Safeguarding Adults Board which includes key outcome measures to provide greater protection for vulnerable adults.	Completed		Action Achieved	31-Mar-2011	Ruth Hicks	<p>Q4 - This performance framework will be incorporated into the Tees SAB Plan</p>	16-May-2011
DAP									
StPI	SC21	Audit the delivery of agreed safeguarding training programmes across public and independent sector agencies.	Completed		Action Achieved	31-Mar-2011	Ruth Hicks	<p>Q3 - The resources available to public and independent sector agencies at Foundation Level (e-learning and workbook) have been reviewed. In conjunction with Tees Valley Alliance, the content of the Intermediate Level course has been revised and the programme agreed up to March 2012. The specification for Advanced Level training has been agreed and commissioning process to identify a training provider instigated December 2010.</p>	25-Jan-2011
StPI	SC22	Develop a public awareness strategy for safeguarding vulnerable adults	Completed		Action Achieved	31-Mar-2011	Ruth Hicks	<p>Q4 - NE Public Awareness Programme will be delivered during March / April 2011</p>	16-May-2011
DAP									
StPI	SC23	Implement agreed actions plans following Serious Case reviews in Safeguarding Vulnerable Adults	Completed		Action Achieved	31-Mar-2011	Ruth Hicks	<p>Q4 - Complete</p>	16-May-2011

In other Plan(s) ?	Code	Title	Status	On target?	Expected Outcome	Due Date	Assigned To	Latest Note	Date of note
StPI	SC24	In order to secure safe medication management in care provision, support the delivery of competency-based training.	Completed		Action Achieved	31-Mar-2011	Tony Parkinson	Q4 - All requests to undertake the recognised Medication Award met. In addition, 24 members of staff from Older People services on the Middlesbrough College Medication programme. In May 2011 11 members of staff from Learning Disability/Mental Health services commence the new Qualification Credit Framework Medication Award.	13-May-2011
StPI	SC25	Create new product lines and secure new business at Ayresome Industries, to increase the number of disabled people employed.	Completed		Action Achieved	31-Mar-2011	Tony Parkinson	Q4 - Whilst awaiting written confirmation, discussions between Ayresome and the local Social Housing Provider have been fruitful, with significant work due to start Q1 2011. Flood defence door is tested and awaiting trials with local housing providers. Recycling schemes have developed well, and 2011 will see Ayresome work in partnership with the Councils selected recycling organisation to provide services across the 160 Council premises. This Contract relationship is due to start mid Q2 2011. Discussions are also ongoing regarding Ayresome providing this service outside the Middlesbrough area under a national framework agreement. Work also started and is ongoing with Erimus Housing / other private landlords to look at garden maintenance, void property clearance and the provision of furniture to tenants.	13-May-2011
DAP									
StPI	SC26	Work with the Employment Service to increase the number of people with substance-misuse problems supported into and maintaining work for at least 13 weeks from 12 to 24.	Overdue		Missing target	31-Mar-2011	Ruth Hicks	Q4 - As per SC18, this target will also be shared across all recovery/treatment services. Monitoring of employment outcomes needs to be improved and SMP are currently developing systems to address this in line with preparations for future PbR adoption.	16-May-2011
DAP									
StPI	SC27	Amalgamate community and home to school transport services and improve services	Completed		Action Achieved	31-Mar-2011	Tony Parkinson	Q3 - Achieved. New service went live 3rd January 2011.	25-Jan-2011
StPI	SC28	Introduce less restrictive access criteria for Community Transport and a more equitable contribution policy	Overdue		Action Achieved	31-Mar-2011	Tony Parkinson	Q3 - A new access criteria and contribution policy agreed by Executive. Action complete.	08-Feb-2011
DAP									



Enhancing the Local Economy

Enhancing the Local Economy
Facilitate a housing offer that provides the quality and choice required to meet the needs of the community, and support future economic growth.

In other Plan(s) ?	Code	Title	Status	On target ?	Expected Outcome	Due Date	Assigned To	Latest Note	Date of note
StPI	RG30	Prepare Gresham Review and Green Book Appraisal	Overdue		Missing target	31-Mar-2011	andrew carr	Quarter Four - The Council remains committed to the delivery of the whole of Phase 2 and will continue to explore all sources of funding including a bid to the second round of the Regional Growth Fund.	20-Apr-2011
StPI	RG31	Review the Core Strategy and Regeneration DPD	Overdue		Missing target	31-Mar-2011	Paul Clarke	Quarter Four - Still gathering required evidence including SHLAA. Proposed to consult on issues paper Q2 11/12.	20-Apr-2011

In other Plan(s) ?	Code	Title	Status	On target?	Expected Outcome	Due Date	Assigned To	Latest Note	Date of note
StPI	RG32	Develop a number of housing schemes	Overdue		Missing target	31-Mar-2011	michael quinn	<p>Quarter Four - Women's Refuge and Supported Housing for Vulnerable Women, a joint development: start on site was 29 November 2010 with practical completion expected in October 2011.</p> <p>Gribdale Road - 10 units of supported accommodation for young people was completed in March 2011.</p> <p>Levick Scheme - 20 units of extra care housing for people 60 years and over. Start on site March 2011 and practical completion March 2012.</p> <p>The current 2011-14 NAHP bidding round prompted a number of meetings with RSL partners and bids have been agreed for the 3 May 2011 deadline.</p>	18-May-2011
DAP									
StPI	RG33	Work in partnership with Private Sector Developers	Completed		Action Achieved	31-Mar-2011	michael quinn	<p>Quarter Four - A range of products including HomeBuy Direct, New Build Homebuy and intermediate Rent continue to be available across St Cuthberts Court, St Pauls - Newport and Trinity Gardens.</p>	04-May-2011
DAP									
StPI	RG34	Prepare and consult on a Private Rented Sector Housing Strategy	Completed		Action Achieved	31-Mar-2011	sarah wilson	<p>Quarter Four - The Strategy is prepared and has been consulted on.</p>	21-Apr-2011
DAP									

Enhancing the Local Economy
Promote economic vitality.







In other Plan(s) ?	Code	Title	Status	On target?	Expected Outcome	Due Date	Assigned To	Latest Note	Date of note
StPI	EN12	Formulate, execute and evaluate a campaign to harden community attitudes towards the selling of illicit tobacco	Completed		Action Achieved	31-Mar-2011	Sarah Russell; John Wells; Sarah While	<p>Quarter 4 - The increased profile of operations resulted in 26 complainants contacting the service (44 tobacco houses identified by year end). A total of 5 householders in court, all guilty, 3x conditional discharge, 1x £150 fine, 1x £200 fine. Total £850 costs. 3x surveillance ops. 1x warrant served, 1x case in preparation. 2x retail test purchasing operations 1 sale detected (currently under investigation). Intelligence meeting with customs attended.</p>	14-Apr-2011
StPI	EN13	Carry out 320 debt counselling sessions and attend 4 community events to promote the Money Advice Service	Completed		Action Achieved	31-Mar-2011	Sarah Russell; John Wells; Sarah While	<p>Quarter 4 - A total of 4 community events attended (total of 12 to date). A total of 111 debt counselling sessions carried out (409 to date, exceeding target of 320).</p>	14-Apr-2011

In other Plan(s) ?	Code	Title	Status	On target?	Expected Outcome	Due Date	Assigned To	Latest Note	Date of note
								(In addition, 47 self-help packs distributed on request to more able callers).	
StPI	EN14	Review and publication of the refresh of the Licensing Act 2003	Completed	✔	Action Achieved	31-Jan-2011	Judith Hedgley; Sarah Russell; Sarah White	Quarter 4 - New Policy now fully implemented.	26-Apr-2011
StPI	EN15	Implement recommendations of Taxi Rank and Vehicle Review Report	Overdue	❌	Missing target	31-Mar-2011	Judith Hedgley	Quarter 4 - This action has been delayed due to a callback to Scrutiny in april 2011.	26-Apr-2011
StPI	RG14	Prepare and consult on the Greater Middlehaven Supplementary Planning Document	Overdue	❌	Missing target	31-Mar-2011	david allred	Quarter Four - Draft Masterplan now complete. Consultation on the document will begin shortly. This will then be converted into an SPD.	05-May-2011
StPI	RG15	Develop a delivery programme, with partners, for the Grove Hill Area to commence implementation of the proposals agreed through the Area Regeneration Framework.	Overdue	❌	Missing target	31-Mar-2011		Quarter Four - RGF bid unsuccessful and official feedback has been sought. Preparation is underway to submit bid for Round 2.	04-May-2011
StPI	RG16	Re-examine the Hemlington Grange Masterplan	Completed	✔	Action Achieved	31-Mar-2011	david allred	Quarter Four - Masterplan options prepared. Soft market testing with developers underway. Negotiations with CPA have commenced.	05-May-2011
StPI DAP	RG17	Engage 550 businesses through a range of measures	Completed	✔	Action Achieved	31-Mar-2011	Richard Horniman	Quarter Four - 564 businesses engaged at year end.	15-Apr-2011
StPI DAP	RG18	Assist 360 businesses through a range of measures	Completed	✔	Action Achieved	31-Mar-2011	Richard Horniman	Quarter Four - 402 businesses assisted at year end	18-Apr-2011
StPI DAP	RG19	Establish and attract 75 new businesses through a range of measures	Completed	✔	Action Achieved	31-Mar-2011	Richard Horniman	Quarter Four - 75 businesses created or attracted at year end	18-Apr-2011
StPI DAP	RG20	Create/attract 280 new jobs through a range of measures	Completed	✔	Action Achieved	31-Mar-2011	Richard Horniman	Quarter Four - 305.5 jobs created at year end	18-Apr-2011
StPI	RG21	Pilot new ways of delivering and funding business support	Completed	✔	Action Achieved	31-Mar-2011	Richard Horniman	Quarter Four - Difference Engine Cycle I completed and Cycle II nearing completion	18-Apr-2011
StPI DAP	RG22	Reduce Unemployment Rate Gap between Middlesbrough and the Tees Valley	Overdue	❌	Missing target	31-Mar-2011	Richard Horniman	Quarter Four - Gap between Middlesbrough and the Tees Valley average is 1.4% at year end. Gap has widened.	18-Apr-2011
StPI DAP	RG23	Engage 600 job seekers through the Neighbourhood Employment Gateways.	Completed	✔	Action Achieved	31-Mar-2011	Richard Horniman	Quarter Four - 1,234 job seekers engaged.	20-Apr-2011

In other Plan(s) ?	Code	Title	Status	On target?	Expected Outcome	Due Date	Assigned To	Latest Note	Date of note
StPI DAP	RG24	Assist 300 people into employment through WNF priority 3 projects	Completed	✔	Action Achieved	31-Mar-2011	Richard Horniman	Quarter Four - 630 people assisted into employment at year end.	20-Apr-2011
StPI	RG25	Tour exhibitions initiated by mima to two national venues	Completed	✔	Action Achieved	31-Mar-2011		Quarter Four - Ellsworth Kelly: Drawings 1945-1962 showed at the Hugh Lane Gallery, Dublin, 17 March - 20 June 2010. Gerhard Richter: Modern Times showed at The Drawing Centre, New York, 11 September - 18 November 2010.	20-Apr-2011
StPI DAP	RG26	Hold a second literary festival including 25 events and achieve an attendance of 1,000 people to promote community engagement and provide a positive library experience,	Completed	✔	Action Achieved	03-Mar-2011	Jen Brittain; Richard Horniman	Quarter Four - Achieved in Q2.	20-Apr-2011
StPI	RG27	Increase the number of work opportunities	Completed	✔	Action Achieved	31-Mar-2011	Juilett Farrar; Richard Horniman	Quarter Four - Q4 Town Hall - 406, Theatre - 187, Events - 0, Arts dev - 543 Q4 total = 1136, Cumulative total 10-11 = 7,373	20-Apr-2011
StPI	RG28	Increase new audience members on venue mailing lists	Completed	✔	Action Achieved	31-Mar-2011	Juilett Farrar; Richard Horniman	Quarter Four - New members of venue mailing list in 10/11 - 1,982, 7.6% increase on previous year.	20-Apr-2011
StPI	RG29	Deliver a programme of exhibitions at the Captain Cook Museum	Completed	✔	Action Achieved	03-Mar-2011	Richard Horniman; Phil Philo	Quarter Four - CCBM exhibitions delivered, with One Man's Journey (Mackenzie Thorpe) extended until 2 Jan 2011	20-Apr-2011

Enhancing the Local Economy
Provide a transport network that meets the needs of a town on its way up.






In other Plan(s) ?	Code	Title	Status	On target?	Expected Outcome	Due Date	Assigned To	Latest Note	Date of note
StPI	EN16	Submit the Phase 2 HLF bid for funding for the Transporter Bridge Centenary	Completed	✔	Action Achieved	30-Sep-2010	Sarah Russell; Sarah While	Quarter 4 - The HLF bid has been submitted. The outcome will be known in late June 2011. Planning approval will be considered at planning committee on 28th April 2011.	19-Apr-2011
StPI	EN17	Develop and consult upon the Third Local Transport Plan to cover the period 2012-17	Completed	✔	Action Achieved	31-Mar-2011	Sarah Russell; Sarah While	Quarter 4 - This action is complete, the document has been published and will be available on the Councils website from 1st April 2011.	19-Apr-2011
StPI	EN18	Implement Year 1 Actions from the Workplace Travel Plan for Middlesbrough Council	Completed	✔	Achieved but later than target date	31-Oct-2010	Sarah Russell; Sarah While	Quarter 4 - The plan is not currently set out as specific year 1 and 2 measures. Consultation complete in Q3 with One Planet Living	14-Apr-2011


In other Plan(s) ?	Code	Title	Status	On target?	Expected Outcome	Due Date	Assigned To	Latest Note	Date of note
								Action Group. Informal briefing paper submitted to DMT March 2011 seeking permission to carry out annual travel survey in May, and review some informal working practices.	
StPI	EN19	Progress East Middlesbrough Transport Corridor	Overdue		Missing target	31-Jul-2010	Sarah Russell	Quarter 4 - Meeting held with Redcar & Cleveland Borough Council. Consultation is due on the Development Plan in September 2011. It has been agreed for Tees Valley Unlimited to look at alternative options including Flatts Lane to A174 & Stainton Way to Swans Corner. Middlesbrough Council have reiterated intent to preserve route. Agreed meeting following elections.	12-Apr-2011
StPI	EN20	Investigate the adoption of TMA (Traffic Management Act) 2004 powers to enforce parking at dropped pavement crossings and double parking	Completed		Achieved but later than target date	30-Nov-2010	Sarah Russell; Sarah While	Quarter 4 - New enforcement powers adopted and enforced with effect from 1st February.	01-Apr-2011
StPI	EN21	Procure and implement an Urban Traffic Management and Control system including a new car park guidance system (subject to DfT funding)	Completed		Achieved but later than target date	31-Mar-2011	Sarah Russell; Sarah While	Quarter 4 - Common database contract commenced (Mott McDonald)	12-Apr-2011
StPI	EN22	Undertake transport corridor reviews to seek improved flow for all highway users	Overdue		Missing target	31-Mar-2011	Sarah Russell; Sarah While	Quarter 4 - Progress has been delayed due to longer procurement phase for UTMC.	12-Apr-2011
StPI	EN23	Commence implementation of Middlesbrough's element of the Connect Tees Valley Bus Network Improvement Scheme. The first year of the four year programme will focus on Marton Road and improvements to the bus station (subject to DfT funding)	Completed		Action Achieved	31-Mar-2011	Sarah Russell; Sarah While	Quarter 4 - Bus information system for Bus Station contract awarded (Trapeze).	12-Apr-2011
StPI	EN24	Assist Network Rail with improvements at Middlesbrough Station and James Cook Hospital, as part of the Tees Valley Metro Proposals	Completed		Action Achieved	31-Mar-2011	Sarah Russell; Sarah While	Quarter 4 - PID produced. Discussion has taken place between MBC, JCUH, TVU and Network Rail. Early design work completed for station platform. MBC have initially agreed adoption of the footpath. We are awaiting Regional Growth Fund announcement April 2011. The detailed design at James Cook University Hospital has been completed. The application to the regional growth fund for funding these improvements was not successful. We are awaiting a meeting with Network Rail who may be able to fund the projects, submission expected to be late June 2011.	14-Apr-2011

In other Plan(s) ?	Code	Title	Status	On target?	Expected Outcome	Due Date	Assigned To	Latest Note	Date of note
StPI	EN25	Introduce a residents parking scheme in Beechwood	Completed	✓	Achieved but later than target date	30-Sep-2010	Sarah Russell; Sarah While	Quarter 4 - Traffic Regulation Order completed September 2010. Scheme has been running successfully since November 2010.	01-Apr-2011
StPI	EN26	Develop a cycleway improvement programme linked to the new Local Transport Plan, which will encourage increased levels of cycling within schools, colleges and workplaces	Completed	✓	Achieved but later than target date	31-Mar-2011	Sarah Russell; Sarah While	Quarter 4 - Programme contained within LTP3 for the next 5 year period, there is however limited funding though LTP3 due to a reduction in the integrated transport block which has meant improvements to the cycling network will be slower, however if the Local Sustainable Transport Fund is successful this may speed up the implementation programme.	19-Apr-2011
StPI	EN27	Introduce a Borough wide programme of 20mph speed limit initiatives	Completed	✓	Achieved but later than target date	31-Mar-2011	Sarah Russell; Sarah While	Quarter 4 - Report seeking approval in principle for the introduction of 20 mph speed limits in residential areas across the Borough over a three-year programme approved by DMT on 18 February 2011, with this decision subsequently endorsed by the Middlesbrough Partnership Transport Theme Group and the Council's Scrutiny process. Phase 1 of the programme (estimated at £61K excluding the cost of Legal Orders) has been approved for implementation in 2011/12, funded from the Local Transport Plan Capital Programme, with Phases 2 and 3 due to follow in 2012/13 and 2013/14 respectively. The rollout of 20 mph speed limits across the Borough has been included in the Council's bid to the Government's Local Sustainable Transport Fund (LSTF), which is due for submission to the Department for Transport by 18 April 2011. If this bid is successful (a decision is expected during June 2011), the funding 'freed up' within the Capital Programme will be reallocated to deliver other local transport improvements.	14-Apr-2011


Securing Environmental Sustainability

Securing Environmental Sustainability
Develop a high-quality network of public realm, open space and parks to serve the needs of the community.




In other Plan(s) ?	Code	Title	Status	On target?	Expected Outcome	Due Date	Assigned To	Latest Note	Date of note
StPI	EN29	Design and oversee the construction and renovation of 8 'Play Builder' funded play areas within Middlesbrough including a major play area at Stewart Park (£150,000)	Overdue		Missing target	31-Mar-2011	Sarah Russell; Sarah While	Quarter 4 - Newham Grange completed however community consultation was negative for Crossfell Road so this scheme was dropped and ongoing community consultation re; Stainton Way has delayed this play area to 2011/12. The Stewart Park play area was increased in budget due to Crossfell being removed involving additional design work and this is now to be built 2011/12.	26-Apr-2011
StPI	EN30	Oversee the delivery of the Stewart Park 'Parks for People' Lottery Project	Completed		Action Achieved	31-Oct-2010	Sarah Russell; Sarah While	Quarter 4 - Main contracts are on site and due to be completed on time.	26-Apr-2011
StPI	EN31	Undertake a desktop review of the PPG 17 (Planning Policy Guidance) Audits and assist in the development of an Open Spaces inspection regime	Overdue		Missing target	31-Mar-2011	Sarah Russell; Sarah While	Quarter 4 - Desktop review not completed due to staff commitments on project delivery work. Desktop review now planned for 2011/12.	26-Apr-2011
StPI	EN32	Monitor the impact on visitor numbers to Newham Grange Country Farm, following the 09/10 improvement programme, consider potential for future partnering or joint working with other facilities to improve the visitor offer by March 2011.	Completed		Action Achieved	31-Mar-2011	Jim Moody; Sarah Russell; Sarah While	Quarter 4 -Spring visitor numbers: January 2011 - 519 (Jan 2010 75) February 2011 - 2024 (Feb 2010 closed) March 2011 - 2357 (March 2010 closed) These figures show a steady increase with the improving weather and increased marketing. April 2011 is continuing this encouraging trend. Options for future partnerships on hold pending further development of the business case.	19-Apr-2011
StPI	EN33	Develop Albert Park Depot area to form Community Allotment / Peace Garden and bring the remaining area back into general park use.	Completed		Achieved but later than target date	31-Mar-2011	Jim Moody; Sarah Russell; Sarah While	Quarter 4 - Construction materials have now been delivered and site cleared. Completion of first quarter of the site is expected in the Summer.	19-Apr-2011

In other Plan(s) ?	Code	Title	Status	On target?	Expected Outcome	Due Date	Assigned To	Latest Note	Date of note
StPI	RG36	Prepare and consult on a Prissick Masterplan	Overdue		Missing target	31-Mar-2011		Quarter Four - This has been taken forward as an action for 2011/12, with Executive approval for the masterplan to be achieved by March 2012.	04-May-2011

Securing Environmental Sustainability
Improve the standard of cleanliness throughout the town.

In other Plan(s) ?	Code	Title	Status	On target?	Expected Outcome	Due Date	Assigned To	Latest Note	Date of note
StPI	EN28	Negotiate the potential for the transfer of maintenance of land currently owned by Erimus, but on predominantly Council maintained estate, through land transfer agreements (to be considered in conjunction with the potential tendering exercise 2010-1011).	Completed		Achieved but later than target date	31-Oct-2010	Sarah Russell; Sarah While	Quarter 4 - Erimus have indicated that they are preparing a report for discussion at their SMT, however indications are that commuted sums for future maintenance of transferred areas could be a barrier to the integration of these areas of land within Council maintenance operations.	26-Apr-2011

Securing Environmental Sustainability
Increase the amount of household waste that is recycled and composted.

In other Plan(s) ?	Code	Title	Status	On target ?	Expected Outcome	Due Date	Assigned To	Latest Note	Date of note
StPI	EN34	Further develop the joint working arrangements already operating for Waste Management in the Tees Valley including the review and updating of the Joint Waste Management Strategy by January 2011.	Completed		Achieved but later than target date	31-Mar-2011	Sarah Russell; Ken Sherwood; Sarah While	Quarter 4 - Ongoing discussions continue to finalise the future arrangements. The TUPE staff transfer for ex TVU staff is underway. Tees Valey focus now on future strategic direction.	14-Apr-2011
StPI	EN35	Develop waste and recycling education programme, in line with National Waste Strategy 2007, and the Tees Valley Joint Waste Management Strategy Action Plan (2007).	Completed		Action Achieved	31-Mar-2011	Sarah Russell; Ken Sherwood; Sarah While	Quarter 4 - A further 2 Schools achieved Bronze status; Holmwood, Trinity Catholic College. Additional schools achieving Silver Status; Holmwood. Additional School achieving Green Flag status; Easterside. A total of 3 additional Compost Bins supplied. A total of 4 Events attended between January & March 2011.	14-Apr-2011
StPI	EN36	Implement the new kerbside dry recycling contracted service from April 2010 with the introduction of additional materials by July 2010	Completed		Action Achieved	31-Jul-2010	Sarah Russell; Ken Sherwood; Sarah While	Quarter 4 - Completed; Contract started April 2010. Plastic/Card/Batteries/Tetrapak added start July 2010. All customer information agreed & circulated end June 2010.	14-Apr-2011

In other Plan(s) ?	Code	Title	Status	On target ?	Expected Outcome	Due Date	Assigned To	Latest Note	Date of note
	EN37	Introduce a charging system for collection of non-domestic junk jobs by July 2010	Completed		Action Achieved	31-Jul-2010	Tom Punton; Sarah Russell; Sarah While	Quarter 4 - No significant issues, the charges seem to have been accepted, slight rise in income for Q4.	26-Apr-2011

Securing Environmental Sustainability
Reduce carbon emissions and adapt for the adverse effects of climate change.

In other Plan(s) ?	Code	Title	Status	On target ?	Expected Outcome	Due Date	Assigned To	Latest Note	Date of note
StPI	EN38	Install new cremators and abatement upgrade plant at Teesside Crematorium	Completed		Action Achieved	31-Mar-2011	Sarah Russell; Sarah While	Quarter 4 - Building works needed to accommodate the new cremators were completed at the end of November 2010 and three new cremators installed. Two were commissioned at the beginning of January 2011 allowing demolition of the two old cremators to be done at the end of January 2011. The abatement equipment is presently being fitted and expected to be commissioned for May 2011.	01-Apr-2011
StPI	EN39	Publish One Planet Living Action Plan for consultation	Completed		Achieved but later than target date	31-Mar-2011	Bob King; Sarah Russell; Sarah While	Quarter 4 - The public consultation was completed in January as planned. 117 formal responses were submitted on the online feedback forms. More than 1,000 people attended consultation events, including workshops, public meetings, and roadshows. All comments and suggestions have been collated, and summary reports prepared. The updated OPL Action Plan will be ready to report to Executive in May.	26-Apr-2011
	EN40	Issue and publish Sustainable Energy Action Plan to comply with covenant of Mayor's programme	Completed		Action Achieved	31-Oct-2010	Sarah Russell; Sarah While	Quarter 4 - Achieved as planned. The Sustainable Energy Action Plan was completed in September, and submitted to Europe on the 29th October after being approved by the Executive Member for Community Protection.	26-Apr-2011

Fit for Purpose


Fit For Purpose Governing the business.

In other Plan(s) ?	Code	Title	Status	On target?	Expected Outcome	Due Date	Assigned To	Latest Note	Date of note
StPI DAP	CS01	Develop a coordinated approach to the management of needs analyses and commissioning processes and activity across the Council and Middlesbrough Partnership.	Completed	✔	Action Achieved	31-Mar-2011	Kathryn Warnock	Quarter four Review of commissioning commenced. This will continue into 2011/12	12-May-2011
StPI	CS02	Implement partnership extension arrangements with Mouchel to deliver agreed savings.	Completed	✔	Action Achieved	31-Mar-2011	John Polson	Complete	03-Feb-2011
StPI DAP	CS03	Continue to progress the Procurement Action Plan and the Procurement Development Plan.	Completed	✔	Action Achieved	31-Mar-2011	Ron Brown	Quarter Four The Procurement Development plan is a three year plan. All on target to complete Year 2 actions.	12-Apr-2011
StPI DAP	CS06	Implement Geographical Information Strategy, including development of on-line mapping to provide improved analysis of customers/communities.	Completed	✔	Action Achieved	31-Mar-2011	John Polson	Quarter four New Strategy for infrastructure currently being finalised. On line mapping has now gone live by Mouchel and Customer Mapping programme progressing and on target	12-May-2011
StPI DAP	CS07	Deliver 2010 Place Survey for Middlesbrough, assuming the coalition government proceeds.	Cancelled	✘	Action cancelled	31-Mar-2011	Lorraine McDonald	Quarter Two Following Government guidelines the Place Survey has been deleted as from June 2010	23-Sep-2010
StPI	CS09	Review senior staff structure to ensure that it remains fit for purpose going forward.	Completed	✔	Action Achieved	31-Mar-2011	Ian Parker	Quarter Three Chief Executive confirmed Senior Management Review on 17/12/10. Further work will be undertaken to establish future arrangements in respect of commissioning, property and customer contact.	11-Feb-2011
StPI	CS11	Review corporate administration arrangements to ensure that they remain fit for purpose going forward.	Completed	✔	Action Achieved	31-Mar-2011	John Polson	Quarter Four Business Case developed. PID and project plans developed	10-May-2011




In other Plan(s) ?	Code	Title	Status	On target?	Expected Outcome	Due Date	Assigned To	Latest Note	Date of note
								Programme of work will continue into 2011/12 and 2012/13	
StPI	CS12	Review corporate transport arrangements to ensure that they remain fit for purpose going forward.	Completed	✔	Action Achieved	31-Mar-2011	Jan Douglas	Quarter Three New structure became operational beginning of January producing annual saving £400,000	08-Feb-2011
StPI DAP	CS17	Implement new website strategy to encourage wider e-service delivery.	Overdue	●	Missing target	31-Mar-2011	John Polson	Quarter Four Procurement exercise underway. Expected award June 2011. eServices strategy to be developed May-Nov11.	10-May-2011
StPI DAP	CS18	Develop approach to and coordinate publication of corporate data in line with coalition government's transparency agenda.	Completed	✔	Action Achieved	31-Dec-2010	Paul Stephens	Quarter Three Agree with CMT an approach to data transparency in November 2010. Open Data web page to be developed for 2011/12. Financial transactions/senior salaries data to be published in Q4.	18-Jan-2011
StPI	CS19	Undertake fundamental review of corporate and departmental registers to ensure that they fully support the achievement of the Council's strategic priorities going forward.	Completed	✔	Action Achieved	31-Mar-2011	Christine Cleminson	Quarter Three Risk Review completed. Registers continue to be monitored and updated as part of management regime.	14-Jan-2011
StPI	CS20	Undertake annual review and revision of the Council's suite of business continuity plans and supporting arrangements to ensure that they remain fit-for-purpose.	Completed	✔	Action Achieved	31-Mar-2011	Ann-Marie Johnstone	Quarter three - completed	20-Dec-2010









Fit For Purpose Managing Finances.

In other Plan(s) ?	Code	Title	Status	On target?	Expected Outcome	Due Date	Assigned To	Latest Note	Date of note
StPI DAP	CS27	Develop and oversee a Transformation Programme for the Council.	Completed	✔	Action Achieved	30-Jun-2010	Paul Stephens	Quarter Three CMT agreed transformation programme and governance arrangements November 2010. Development will continue into 2011/12.	18-Jan-2011
StPI DAP	CS29	Support service areas in business change activities, including programme management and benefits realisation management.	Completed	✔	Action Achieved	31-Mar-2011	Julia Coxon	Quarter Four A number of process reviews are ongoing throughout the council in line with current business change strategic and transformation programmes. This will continue into 2011/12	10-May-2011

In other Plan(s) ?	Code	Title	Status	On target?	Expected Outcome	Due Date	Assigned To	Latest Note	Date of note
StPI	CS30	Complete a Council-wide review of the approach to the benchmarking of services.	Completed		Action Achieved	31-Mar-2011	John Shiel	Quarter Four The Council, in partnership with all 12 other North East local authorities, has commissioned Deloitte to benchmark all fees and charges in order to identify areas of under-generation of income, and possible new sources of income. The output from the exercise is being analysed to determine the next steps.	26-May-2011

Fit For Purpose Managing performance.

In other Plan(s) ?	Code	Title	Status	On target?	Expected Outcome	Due Date	Assigned To	Latest Note	Date of note
StPI	CS49	Complete the annual review and refresh of the Middlesbrough Local Area Agreement 2008-2011, and manage the development of the post-2011 LAA (if coalition government proceeds).	Cancelled		Action cancelled	31-Aug-2010	Kathryn Warnock	Quarter Two Letter from Secretary of State confirming that no future rounds of LAA. Proposals on how Middlesbrough will determine and monitor the delivery of medium term priorities will be considered as part of the Common Functions review.	19-Oct-2010
DAP									
StPI	CS50	Review and revise the Middlesbrough Partnership's community engagement framework and consultation toolkit.	Completed		Achieved but later than target date	30-Sep-2010	Nigel Sayer	Quarter 2 Being promoted through the LSP	28-Sep-2010
DAP									
StPI	CS51	Complete review of the Middlesbrough Partnership cluster arrangements and improve engagement with the private sector.	Completed		Action Achieved	31-Mar-2011	Nigel Sayer	Quarter 3 The review has been completed but as part of CSR, a further radical review is now required. The issue relating to the private sector will be picked up as part of the wider implications of CSR for the LSP	22-Dec-2010

In other Plan(s) ?	Code	Title	Status	On target ?	Expected Outcome	Due Date	Assigned To	Latest Note	Date of note
StPI	CS52	Re-launch and manage the Local Democracy Campaign for 2010.	Cancelled		Action cancelled	31-Mar-2011	Nigel Sayer	Quarter 3 Arising out of CSR there has been a significant reduction in capacity to deliver the programme. For 2010/11 it has been deferred. There are to be joint discussions with CFL on possible future delivery.	22-Dec-2010
DAP									
StPI	CS55	Ensure that the Middlesbrough Partnership's Executive remains fit-for-purpose through the implementation of a development programme.	Completed		Action Achieved	31-Mar-2011	Nigel Sayer	Quarter four The emerging Government agenda and CSR have significant implications for the LSP. We have started a radical review of structures further details of which will emerge early next year and continue into 2011/12	12-May-2011
StPI	CS56	Review and revise Middlesbrough's Joint Single Equality Scheme to ensure compliance with the Equality Act 2010 and best practice approaches to equality mapping.	Completed		Action Achieved	31-Mar-2011	Kathryn Warnock	Quarter Four The approach to the Joint Single Equality Scheme has been drafted and will be incorporated within the strategic needs assessment	12-May-2011
DAP									
StPI	CS57	Achieve Level 3 (Excellence) of the new Equalities Framework for Local Government (depending on outcome of review set out in CS69).	Cancelled		Action cancelled	31-Mar-2011	Ann-Marie Johnstone	Action cancelled following national indications that EFLG will not continue for much longer in its current format - may be reinstated depending on outcome of national review.	05-Nov-2010
DAP									
StPI	CS63	Revise and re-publish the 2008-2011 Strategic Plan and oversee the development of 2010/2011 Service Plans.	Completed		Action Achieved	30-Jun-2010	Paul Stephens	Quarter One Strategic Plan approved by council and published in June 2010. Service Plans finalised in June 2010.	26-Jul-2010
DAP									
StPI	CS65	Implement new arrangements for budget/performance monitoring for 2010/2011 onwards.	Completed		Action Achieved	30-Jun-2010	Paul Stephens	Quarter One New process agreed by CMT in June 2010 and implemented from Q2.	26-Jul-2010
StPI	CS66	Review corporate performance management framework in light of coalition government changes to the national performance framework, including performance measures used, benchmarking arrangements and the format of key documents.	Completed		Action Achieved	31-Dec-2010	Paul Stephens	Quarter Three CMT agreed approach in December 2010.	18-Jan-2011
DAP									
StPI	CS68	Determine external challenge arrangements in the light of the abolition of CAA, including the utilisation of national and regional peer challenge.	Completed		Action Achieved	31-Mar-2011	Kathryn Warnock	Quarter Four A report has been presented to Executive in May 2011 setting out the council's revised Performance Management Framework including approach to secretarial improvement.	12-May-2011
DAP									

**Fit For Purpose
Managing resources.**

In other Plan(s) ?	Code	Title	Status	On target ?	Expected Outcome	Due Date	Assigned To	Latest Note	Date of note
StPI	CS32	Develop a corporate energy strategy to meet the Council's Carbon Reduction Commitment obligations	Completed	✔	Action Achieved	31-Mar-2011	Martin Shepherd	Quarter Four The One Planet Living Zero Carbon Strategy supersedes the Local Authority Carbon Management (LACM)	26-May-2011
StPI	CS35	Review the Council's accommodation arrangements to ensure that they remain fit for purpose going forward.	Completed	✔	Action Achieved	31-Mar-2011	Martin Shepherd	Quarter Four Implementation of accommodation review including rationalisation of portfolio to deliver 2011/12 saving targets. Action ongoing	26-May-2011
StPI DAP	CS38	Develop the Council's People Strategy 2010-2013.	Completed	✔	Action Achieved	31-Mar-2011	Lesley Roe	Quarter Four This has now been subsumed within the Strategic Plan	04-May-2011
StPI DAP	CS40	Complete the Single Status process leading into an Equal Pay Audit and continuing monitoring.	Completed	✔	Action Achieved	31-Mar-2011	Pip Schofield	Quarter Four Equal Pay Audits results will be published in Annual Workforce Monitoring report July 2011	04-May-2011
StPI DAP	CS43	Work with departments to implement the Council's workforce planning strategy and oversee the development of 2010/2011 Workforce Plans.	Completed	✔	Action Achieved	31-Mar-2011	Lesley Roe; Pip Schofield	Quarter Three Workforce plans are in place for all departments as part of the service planning process.	16-Jul-2010
StPI DAP	CS45	Work with departments to implement the Council's learning and development strategy and oversee the development of 2010/2011 L&D Plans.	Completed	✔	Action Achieved	31-Mar-2011	Lesley Roe; Pip Schofield	Quarter Four Now complete	10-May-2011
StPI DAP	CS46	Consider new approaches to positive action concerning the diversity of the workforce.	Completed	✔	Action Achieved	31-Mar-2011	Pip Schofield	Quarter Four Revised plan to be produced for 2011/2012 given reduction in external recruitment activity. Shift of focus from recruitment to volunteering and work experience opportunities	10-May-2011
StPI DAP	CS47	Continue to work with departments to reduce absence from work due to ill health.	Completed	✔	Action Achieved	31-Mar-2011	Pip Schofield	Quarter Four Ongoing support to departments will continue. Sickness reduced to 8 46 days achieving the 20/11 target of 9 days.	10-May-2011
StPI	CS48	Ensure successful implementation of a further programme of ICT infrastructure projects	Completed	✔	Action Achieved	31-Mar-2011	Julia Coxon	Quarter Four Programme of work will continue 2011/12 and 2012/13	10-May-2011